

BYD



BYD DOLPHIN

BYD DOLPHIN Specification

● Standard ○ Optional — Not Available

Exterior	Comfort	Design
Metallic paint ¹	●	●
Panoramic roof	—	●
17" Tri-colour alloy wheels	—	●
17" Bi-colour alloy wheels	●	—
16" Bi-colour alloy wheels	—	—
LED headlights	●	●
Automatic headlights	●	●
LED continuous taillights	●	●
LED daytime running lights	●	●
Rear fog lights	●	●
Rear privacy glass	—	●
Privacy glass of rear windscreen	—	●
Follow me home (The headlights turned on in advance/delayed off function)	●	●
Electrically folding, heated, adjustable exterior mirrors	●	●
Electrically heated, adjustable exterior mirrors	—	—
Footlights for exterior mirrors	●	●
High Beam Assist(HMA)	●	●

1. Metallic paint is equipped as standard for all exterior colours except Cream white

Interior	Comfort	Design
Vegan leather, multi-function steering wheel	●	●
Front seat sun visor with illuminated mirror	●	●
Centre armrest with dual cupholder	●	●
Electrically heated rear windscreen	●	●
12V power output	●	●
Vegan leather seats	●	●
Driver seat with 6-way electric adjustment	●	●
Front passenger seat with 4-way electric adjustment	●	●
Heated front seats	●	●
Split folding rear seats - 40:60	●	●
2 x Front USB port (1 x 18W Type C + 1 x 60W Type C)	●	●
2 x Front USB port (2 x 18W Type C)	—	—
2 x Rear USB port (1 x 18W Type C + 1 x 60w Type C)	●	●
2 x Rear USB port (2 x 18W Type C)	—	—
Front LED reading lights	●	●
Rear LED reading lights	●	●
Trunk light	●	●
Rear trunk parcel shelf	●	●
4 x One-click lift window with anti-pinch function	●	●
Driver side window with one-click lift and anti-pinch function	—	—
PM2.5 air filter	●	●

Infotainment	Comfort	Design
5" TFT full LCD instrument panel	●	●
Smartphone wireless charger	–	●
DAB+	●	●
12.8" Electric rotatable touchscreen	●	●
6 - Speaker audio system	●	●
4 - Speaker audio system	–	–
Intelligent voice control - "Hi, BYD"	●	●
Onboard 4G connectivity ²	●	●
Cloud service - BYD App ³	●	●

1. 8 years free cloud service; 1.5Gb data (including 500Mb OTA data) per month for free in first 2 years.

Safety	Comfort	Design
Driver's airbag	●	●
Front passenger's airbag with deactivation switch	●	●
Front center airbag	●	●
Front side airbags	●	●
Side curtain airbags	●	●
Seatbelt with pretensioner & force limiter	●	●
Front and rear seatbelt warning	●	●
Intelligent power brake system	●	●
Electronic stability control system	●	●
Automatic Vehicle Hold (AVH)	●	●
Traction Control System (TCS)	●	●
Electronic Brake Distribution (EBD)	●	●
Comfort Stop (CST)	●	●
Electric Parking Brake System (EPB)	●	●
Indirect Driver fatigue management (DFM)	●	●
Child presence detection (CPD)	●	●
360° camera	●	●
2 x Front parking radar	●	●
3 x Rear parking radar	●	●
Tyre pressure monitoring system (TPMS)	●	●
Mechanical child safety lock	●	●
2 x ISOFIX in rear seats & 1 x ISOFIX in front passenger seat	●	●
Emergency call	●	●

Convenience & Efficiency	Comfort	Design
Vehicle to Load (VtoL) function*	●	●
2 x Smart - key & 1 x NFC key card	●	●
1 x Smart - key & 1 x NFC key card	–	–
Keyless entry & keyless start	●	●
Heat pump	●	●
11kW on-board charger (OBC)	●	●
7kW on-board charger (OBC)	–	–

* Vehicle to Load (VtoL) cable standard for Design models. Optionally available for Comfort models

Driving Assistance

	Comfort	Design
Adaptive Cruise Control (ACC) & Intelligent Cruise Control (ICC)	●	●
Front Cross Traffic Alert (FCTA) & Front Cross Traffic Brake (FCTB)	●	●
Rear Cross Traffic Alert (RCTA) & Rear Cross Traffic Brake (RCTB)	●	●
Blind Spot Detection (BSD)	●	●
Emergency Lane Keeping Assist (ELKA)	●	●
Predictive Collision Warning (PCW)	●	●
Door Opening Warning (DOW)	●	●
Automatic Emergency Braking (AEB)	●	●
Intelligent Speed Limit Control (ISLC)	●	●
Lane Departure Warning (LDW)	●	●
Lane Departure Prevention (LDP)	●	●
Traffic Sign Recognition (TSR)	●	●

Paint Colours

	Comfort	Design
Atlantis grey + Jet black	—	●
Surfing blue + Urban grey	—	●
Coral pink + Urban grey	—	●
Skiing white + Urban grey	—	●



Atlantis grey + Jet black



Surfing blue + Urban grey



Coral pink + Urban grey



Skiing white + Urban grey

Paint Colours


	Comfort	Design
Urban grey	●	—
Cream white	●	—
Coral pink	●	—
Amethyst purple	●	—
Skiing white	●	—
Jet black	●	—




Urban grey



Cream white



Coral pink




Amethyst purple



Skiing white



Jet black



Technical Data

Battery		Comfort	Design
Battery type	BYD Blade Battery (LFP)		
Battery capacity (kWh)	60.4	60.4	
Battery position	Under Floor		
Nominal voltage (V)	403.2	403.2	
Capacity (Ah)	150	150	
Battery weight (kg)	420 (±3%)	420 (±3%)	
WLTP Consumption		Comfort	Design
Electric range - combined (km)	427	427	
Electric range - city (km) ¹	565	565	
Consumption - combined (kWh/100km)	15.9	15.9	
Consumption - city (kWh/100km) ¹	12.0	12.0	
CO ₂ Emissions - combined (g/km)	0		
Charging Time²		Comfort	Design
AC charge (7kW 1-phase charger) 0-100%	-		
AC charge (11kW 3-phase charger) 0-100%	6 h 12 min		
DC charge (150kW charger) SOC 0-80%	43 min		
DC charge (150kW charger) SOC 10%-80%	40 min		
DC charge (150kW charger) SOC 30%-80%	29 min		
Driving Performance		Comfort	Design
Electric motor type	Permanent Magnet Synchronous Motor		
Drive mode	FWD		
Max. power (kW/PS)	150/204	150/204	
Max. torque (lb ft/N•m)	228/310	228/310	
Acceleration 0-62mph (s)	7.0	7.0	
Top speed (mph)	99	99	
Drag coefficient (Cd)	0.301		
Front suspension	MacPherson suspension		
Rear suspension	Multi-link suspension	Multi-link suspension	
Front brakes	Ventilated disc brakes		
Vehicle Weight & Capacity		Comfort	Design
Kerb weight (kg)	1658	1658	
Gross vehicle weight (kg)	2068	2068	
Max. front axle load (kg)	1039	1039	
Max. rear axle load (kg)	1090	1090	
Min. turning radius (m)	5.25		
Luggage compartment volume - seats up/down (L)	345/1310		
Vehicle Weight & Capacity		Comfort	Design
Length	4290		
Width	1770		
Width with exterior mirrors	2012		
Height	1570		
Wheelbase	2700		
Track front	1530		
Track rear	1530		

1. The electric range may be different with the real driving results as the range will depend on a variety of factors including driving styles, traffic condition, weather, and temperature.
 2. The figures for charging time listed are calculated at an ambient temperature of 30°C and may vary depending on the ambient temperature and battery temperature.

BYD DOLPHIN

Model Description	Fuel Type	Wheel	VRT Band %	Road Tax	KW	Retail Price	VRT Relief	SEAI Grant	Delivery	Subsidised Retail Price
DOLPHIN COMFORT	Electric	17"	7%	€120	150	€35,025	-€2,207	-€3,500	€1,950	€31,268
DOLPHIN DESIGN	Electric	17"	7%	€120	150	€37,025	-€2,333	-€3,500	€1,950	€33,142

Prices applicable on registrations until 31/5/2024.

SRP = Subsidised Retail Price after state subsidies for private customers of VRT rebate and SEAI grant (Sustainable Energy Authority of Ireland).

BYD North Dublin

BYD South Dublin

BYD Cork

www.msl.ie

Please note prices applicable to all models registered until 31/5/2024. Subject to availability. Terms & Conditions apply. Prices quoted do not include dealer and delivery related charges. All details on this website should be regarded as approximate. The manufacturer reserves the right to make changes to design, specification, terms and conditions governing new vehicle sales, and prices. Information on prices and standard equipment, statutory and legal requirements, including tax legislation, applies to the Republic of Ireland only. Illustrations may also depict accessories or special equipment that are not part of the standard delivery specification. Images shown throughout the site are a general indication of the model and therefore some images are for illustrated purposes; features, equipment and colours may not be available in the Republic of Ireland or may not be to the Republic of Ireland specification. Prices applicable are those ruling at date of delivery. This list cancels all previous lists and the prices are ex distribution compound and exclude delivery and other related charges and service contract. Prices are subject to alteration at any time without notice or obligation. While every effort is made to ensure accuracy, no responsibility can be accepted by Motor Distributors Limited or any of its Authorised Agents for errors, omissions or alterations.

Battery Electric Vehicles (BEV) figures determined with battery fully charged. These models require mains electricity for charging. Figures shown are for comparability purposes only. Figures may differ from real life driving results, which will depend upon a number of factors including (a) the starting charge of the battery (b) accessories fitted (post registration), variations in weather, driving styles and vehicle load.