




The new E-Class Saloon and Estate

Price list from 1st January 2025

Mercedes-Benz





Welcome

At Mercedes-Benz we appreciate the importance of detail. Over the following pages you'll find model prices and a breakdown of standard and optional equipment, as well as details of the attractive finance offers and benefits that are available to every Mercedes-Benz driver.

We have highlighted some of the best styling features both inside and out, some of the new technology features and some body styling options which all combine to give you a unique driving experience. To experience a full listing of what is available; please speak directly to your local Mercedes-Benz Dealer.


Of course, some things have to be experienced to be truly appreciated, such as the qualities that set a Mercedes-Benz apart, which is why we'd like to invite you for a test drive at your local Mercedes-Benz Dealership. Discover the location and the contact details of your local Mercedes-Benz Dealership at www.mercedes-benz.ie



Some of the model features, optional extras and colours shown may not be available, or may only be available in a different specification, or at a different price.



Some of the model features, optional extras and colours shown may not be available, or may only be available in a different specification, or at a different price.




Some of the model features, optional extras and colours shown may not be available, or may only be available in a different specification, or at a different price.



Some of the model features, optional extras and colours shown may not be available, or may only be available in a different specification, or at a different price.



Some of the model features, optional extras and colours shown may not be available, or may only be available in a different specification, or at a different price.



Some of the model features, optional extras and colours shown may not be available, or may only be available in a different specification, or at a different price.

Model prices Saloon

Petrol

Model Description	CO2	VRT Rate	Road Tax	CC	BHP	Price*
E 200 Avantgarde Plus	146 - 150	25.00%	€270	1999	204	€85,830
E 200 Avantgarde Plus	151 - 155	27.50%	€280	1999	204	€88,475
E 200 Avantgarde Plus	156 - 170	30.00%	€420	1999	204	€91,285
E 200 Exclusive Plus	146 - 150	25.00%	€270	1999	204	€89,437
E 200 Exclusive Plus	151 - 155	27.50%	€280	1999	204	€92,193
E 200 Exclusive Plus	156 - 170	30.00%	€420	1999	204	€95,121
E 200 AMG Line Plus	146 - 150	25.00%	€270	1999	204	€95,290
E 200 AMG Line Plus	151 - 155	27.50%	€280	1999	204	€98,226
E 200 AMG Line Plus	156 - 170	30.00%	€420	1999	204	€101,341
E 450 4MATIC Avantgarde Plus	171 - 190	35.00%	€600	2999	381	€122,415
E 450 4MATIC Avantgarde Plus	171 - 190	35.00%	€600	2999	381	€122,415
E 450 4MATIC Avantgarde Plus	191 - 600	41.00%	€790	2999	381	€133,265
E 450 4MATIC Exclusive Plus	171 - 190	35.00%	€600	2999	381	€124,875
E 450 4MATIC Exclusive Plus	171 - 190	35.00%	€600	2999	381	€124,875
E 450 4MATIC Exclusive Plus	191 - 600	41.00%	€790	2999	381	€135,943
E 450 4MATIC AMG Line Plus	171 - 190	35.00%	€600	2999	381	€132,224
E 450 4MATIC AMG Line Plus	171 - 190	35.00%	€600	2999	381	€132,224
E 450 4MATIC AMG Line Plus	191 - 600	41.00%	€790	2999	381	€143,944

Model prices Saloon

Diesel

Model Description	CO2	VRT Rate	Road Tax	CC	BHP	Price*
E 220 D Avantgarde Plus	121 - 125	16.75%	€200	1993	197	€80,675
E 220 D Avantgarde Plus	126 - 130	17.50%	€200	1993	197	€81,340
E 220 D Avantgarde Plus	131 - 135	19.25%	€210	1993	197	€82,930
E 220 D Exclusive Plus	121 - 125	16.75%	€200	1993	197	€83,958
E 220 D Exclusive Plus	126 - 130	17.50%	€200	1993	197	€84,650
E 220 D Exclusive Plus	131 - 135	19.25%	€210	1993	197	€86,305
E 220 D AMG Line Plus	121 - 125	16.75%	€200	1993	197	€89,286
E 220 D AMG Line Plus	126 - 130	17.50%	€200	1993	197	€90,022
E 220 D AMG Line Plus	131 - 135	19.25%	€210	1993	197	€91,782
E 450 D 4MATIC Avantgarde Plus	151 - 155	27.50%	€280	2989	367	€115,740
E 450 D 4MATIC Avantgarde Plus	156 - 170	30.00%	€420	2989	367	€119,415
E 450 D 4MATIC Avantgarde Plus	171 - 190	35.00%	€600	2989	367	€127,515
E 450 D 4MATIC Exclusive Plus	151 - 155	27.50%	€280	2989	367	€117,971
E 450 D 4MATIC Exclusive Plus	156 - 170	30.00%	€420	2989	367	€121,717
E 450 D 4MATIC Exclusive Plus	171 - 190	35.00%	€600	2989	367	€129,973
E 450 D 4MATIC AMG Line Plus	151 - 155	27.50%	€280	2989	367	€124,536
E 450 D 4MATIC AMG Line Plus	156 - 170	30.00%	€420	2989	367	€128,491
E 450 D 4MATIC AMG Line Plus	171 - 190	35.00%	€600	2989	367	€137,207

Model prices Saloon

Petrol Plug In Hybrid

Model Description	CO2	VRT Rate	Road Tax	CC	BHP	Price*
E 300 e AMG Line Plus	0-50	7.00%	€140	1999	204	€84,490

Diesel Plug In Hybrid

Model Description	CO2	VRT Rate	Road Tax	CC	BHP	Price*
E 300 de AMG Line Plus	0-50	7.00%	€140	1993	197	€86,550

Mercedes-AMG

Model Description	CO2	VRT Rate	Road Tax	CC	BHP	Price*
Mercedes-AMG E 53 HYBRID 4MATIC+	0-50	7.00%	€140	2999	449	€116,060

* Prices applicable to all models from 1st January 2025 production. Subject to availability. Terms & Conditions apply. Prices quoted do not include dealer and delivery related charges.

Model prices Estate

Petrol

Model Description	CO2	VRT Rate	Road Tax	CC	BHP	Price*
E 200 Avantgarde Plus Estate	151 - 155	27.50%	€280	1999	204	€91,930
E 200 Avantgarde Plus Estate	156 - 170	30.00%	€280	1999	204	€94,850
E 200 Avantgarde Plus Estate	171 - 190	35.00%	€600	1999	204	€101,285
E 200 Exclusive Plus Estate	151 - 155	27.50%	€280	1999	204	€95,648
E 200 Exclusive Plus Estate	156 - 170	30.00%	€280	1999	204	€98,686
E 200 Exclusive Plus Estate	171 - 190	35.00%	€600	1999	204	€105,381
E 200 AMG Line Plus Estate	151 - 155	27.50%	€280	1999	204	€101,681
E 200 AMG Line Plus Estate	156 - 170	30.00%	€280	1999	204	€104,911
E 200 AMG Line Plus Estate	171 - 190	35%	€600.00	1999	204	€112,028.00

* Prices applicable to all models registered from 1st January 2025. Subject to availability. Terms & Conditions apply. Prices quoted do not include dealer and delivery related charges.

Model prices Estate

Diesel

Model Description	CO2	VRT Rate	Road Tax	CC	BHP	Price*
E 220 D Avantgarde Plus Estate	126 - 130	17.50%	€200	1993	197	€84,350
E 220 D Avantgarde Plus Estate	131 - 135	19.25%	€210	1993	197	€86,000
E 220 D Avantgarde Plus Estate	136 - 140	20.00%	€210	1993	197	€86,725
E 220 D Exclusive Plus Estate	126 - 130	17.50%	€200	1993	197	€87,660
E 220 D Exclusive Plus Estate	131 - 135	19.25%	€210	1993	197	€89,375
E 220 D Exclusive Plus Estate	136 - 140	20.00%	€210	1993	197	€90,129
E 220 D AMG Line Plus Estate	131 - 135	19.25%	€210	1993	197	€94,852
E 220 D AMG Line Plus Estate	136 - 140	20%	€210.00	1993	197	€95,652.00
E 220 D AMG Line Plus Estate	141 - 145	22%	€270.00	1993	197	€97,295.00
E 450 D 4MATIC Avantgarde Plus Estate	156 - 170	30%	€420.00	2989	367	€123,015.00
E 450 D 4MATIC Avantgarde Plus Estate	171 - 190	35%	€600.00	2989	367	€131,360.00
E 450 D 4MATIC Avantgarde Plus Estate	191 - 600	41%	€790.00	2989	367	€143,005.00
E 450 D 4MATIC Exclusive Plus Estate	156 - 170	30%	€420.00	2989	367	€125,317.00
E 450 D 4MATIC Exclusive Plus Estate	171 - 190	35%	€600.00	2989	367	€133,818.00
E 450 D 4MATIC Exclusive Plus Estate	191 - 600	41%	€790.00	2989	367	€145,681.00
E 450 D 4MATIC AMG Line Plus Estate	156 - 170	30%	€420.00	2989	367	€132,089.00
E 450 D 4MATIC AMG Line Plus Estate	171 - 190	35%	€600.00	2989	367	€141,049.00
E 450 D 4MATIC AMG Line Plus Estate	191 - 600	41%	€790.00	2989	367	€153,553.00

* Prices applicable to all models registered from 1st January 2025. Subject to availability. Terms & Conditions apply. Prices quoted do not include dealer and delivery related charges.

Model prices Estate

Petrol Plug In Hybrid

Model Description	CO2	VRT Rate	Road Tax	CC	BHP	Price*
E 300 e Estate AMG Line Plus	0-50	7.00%	€140	1999	204	€87,170

Diesel Plug In Hybrid

Model Description	CO2	VRT Rate	Road Tax	CC	BHP	Price*
E 300 de Estate AMG Line Plus	0-50	7.00%	€140	1993	197	€89,230

Mercedes-AMG

Model Description	CO2	VRT Rate	Road Tax	CC	BHP	Price*
Mercedes-AMG E 53 HYBRID 4MATIC+	0-50	7.00%	€140	2999	449	€118,740

* Prices applicable to all models registered from 1st January 2025. Subject to availability. Terms & Conditions apply. Prices quoted do not include dealer and delivery related charges.



E-Class

Technology

Mercedes-Benz User Experience (MBUX)

Transforming the in-car user experience, thanks to MBUX: Controlled via voice or touch input, the innovative infotainment system can over time even predict personal habits thanks to artificial intelligence.

Voice control

- Activated by the keywords “Hey Mercedes”, the new intelligent voice control LINGUATRONIC¹ lets you control many of the infotainment functions, including destination input, phone calls or music selection
- MBUX is able to understand different accents and will adjust to you over time
- MBUX even understands indirect commands. Feeling chilly? Just say “I feel cold” and MBUX will adjust the temperature for you

Touch inputs

- Beside voice control you can operate MBUX via touchscreen as well as touch control buttons on the steering wheel

Personalisation

- Turn the new E-Class into your very own Mercedes-Benz by personalising driving modes, radio stations and much more
- Your personal settings can be saved in up to seven different profiles, making your driving experience the best one possible
- Thanks to artificial intelligence, MBUX is able to learn and adapt over time. It will be able to predict your personal habits, such as navigation for frequently-driven routes, or the radio station you like to listen to on your way home from work

Maintenance and service

- Wondering when the next service is due? Or how much further you can drive until you need to stop at a petrol station? Just ask your MBUX - it will tell you the answer



¹The connection of the communication module to the mobile phone network including the emergency call system depends on the respective network coverage and availability of network providers

¹LINGUATRONIC off-board functions are currently only available for three years

Mercedes me connect


Stay connected any time, anywhere.

Mercedes me

Mercedes me is a range of innovative online services designed to enhance your Mercedes-Benz experience. Accessible via mobile, tablet or PC, Mercedes me lets you enjoy the highest standards of care and support, in a way that integrates seamlessly with your busy lifestyle.

Safety and Service – Mercedes me connect helps to keep you and your car safe

Check your car's oil level, tyre pressure and fuel from your phone so you'll be ready for every journey.




Live Traffic Information, Parked Vehicle Locator and much more with Mercedes me connect

Forgot where you've parked? Parked Vehicle Locator¹ will show you exactly where your car is as long as you're in a 1.5 km radius of where you parked. Real-time traffic data and dynamic route with shorter journey times.

Comfort – connect to your car anytime, anywhere

Forgot to lock your car? With Remote Car Lock² you will receive a notification on your smartphone to let you know. With one tap, you can lock and unlock your vehicle so you never have to worry.



¹The connection of the communication module to the mobile phone network including the emergency call system depends on the respective network coverage and availability of network providers

²Available on all models with the Vehicle Monitoring package. This option may vary between standard and additional cost dependent on the model

³Part of the Vehicle Status package. This option may vary between standard and additional cost dependent on the model

Images shown are for illustration purposes only



E-Class

Plug-in Hybrid

Plug-in Hybrid Electric Vehicles (PHEVs) E 300 e & E 300 de

Plug-in hybrid vehicles enjoy the same functionality of full Hybrid technology, with the added benefit that they can be charged from an external electricity source. With CO₂ emissions of 13g/km or less, the E 300 e & E300 de Plug-in Hybrid are an environmentally conscious choice of driving.

Saloon & Estate – E 300 e (Petrol PHEV)
1,999 cc, 4-cylinder, 204 hp/150 kW
Electric motor – 129 hp/95 kW

Saloon & Estate – E 300 de (Diesel PHEV)
1,993 cc, 4-cylinder, 197 hp/145 kW
Electric motor – 129 hp/95 kW

Standard equipment

AC charging system rated at 11 kW AC

Acoustic presence indicator

AGILITY CONTROL suspension

AMG Line Interior & Exterior

Charging cables – wallbox and domestic socket variants. 5 meters in length each

Remote and Charging Services Plus

Technical details	Saloon	Estate
Equivalent All-Electric Range (EAER) ³	106–117 km	102–113 km
Charging time		
Wallbox (11 kW AC) 10–100% ⁴	2 hrs	2 hrs
Public charging station (11 kW AC) 10–100% ⁴	3 hrs	3 hrs
Range power consumption, combined ^{3,5}	184–207 kWh/100 km	191–214 kWh/100 km
Battery type (capacity)	lithium-ion (25.4 kWh)	lithium-ion (25.4 kWh)
Capacity on-board charger	11 kW AC	11 kW AC



Some of the model features, optional extras and colours shown may not be available, or may only be available in a different specification, or at a different price ²The connection of the communication module to the mobile phone network including the emergency call system depends on the respective network coverage and availability of network providers. ³The indicated values were determined according to the prescribed measurement method – Worldwide Harmonised Light Vehicle Test Procedure (WLTP). Figures shown may include options which are not available in Ireland. For Plug-in Hybrid Electric Vehicle (PHEV) figures determined with the battery fully charged, using a combination of both battery power and fuel. These models require mains electricity for charging ⁴Specified voltage and current values refer to network infrastructure and can be limited by the vehicle. Times are from 10–100% charge using a wallbox (three-phase) or standard socket (single-phase) ⁵The certified electrical consumption is generally determined at maximum AC charging capacity using a Mode 3 cable. It is therefore recommended that vehicles with a HV battery preferably be charged at a wallbox or an AC charging station with a Mode 3 cable in order to achieve shorter charging times and improved charging efficiency

E-Class Avantgarde Standard equipment highlights



Exterior

(17-inch) 5-twin-spoke light-alloy wheels with cover in black and vanadium silver painted

AVANTGARDE Design: The standard AVANTGARDE exterior combines stylish design elements such as chrome accents and the radiator shell with Mercedes-Benz pattern

Headlamps – LED High Performance headlamps including integral LED daytime running lamps and Adaptive Highbeam Assist

KEYLESS-GO starting function

Mirror package – electrically folding mirrors and dimming rear-view mirror





Interior

Roof liner in neva grey fabric (depending on chosen upholstery)

Heated front seats with partial electric adjustment and electro-pneumatic four-way lumbar support

Seat Comfort package

Seats, rear – split folding 40:20:40

Steering wheel – Multifunction steering wheel in nappa leather, spokes in high-gloss black with insert in silver chrome.

THERMATIC two-zone climate control

Velour floor mats

Communications, Safety and Assistance Systems

Blind Spot Assist

Distronic (Active Distance Assist)

Instrument cluster – high-resolution 12.3-inch cockpit display

MBUX multimedia system including Augmented Reality Navigation

Media display – high-resolution 14.4-inch central media display with latest MBUX generation

Parking package – 360° camera system, including Parking Assist with PARKTRONIC

USB package


Wireless charging² – wireless charging surface integrated into quick stowage tray in front of centre console



Trim and Upholstery

Black open-pore ash wood

Artico Leather – black



¹The connection of the communication module to the mobile phone network including the emergency call system depends on the respective network coverage and availability of network providers

²Compatible mobile phone required

E-Class Exclusive equipment highlights



(In addition/replacement of Avantgarde)

Exterior

(18-inch) 5-spoke light-alloy wheels (52R), painted in black with a high-sheen finish,

EXCLUSIVE design featuring...

- Mercedes star mounted on the bonnet.
- Radiator shell with edge and trim elements on the 3 double louvres in chrome.
- Front and rear aprons each with extended chrome trim elements.
- Inserts in the side sill panel in chrome.
- Beltline and window line trim strip in chrome
- Bonnet with power domes

Interior

Instrument panel and beltlines in ARTICO man-made leather in nappa look with topstitching



E-Class AMG Line equipment highlights



(In addition/replacement of Avantgarde)

Exterior

(19-inch) AMG 5-twin-spoke light-alloy wheels painted in tantalite grey with high-sheen finish

AMG Bodystyling featuring...

- AMG front apron in A-wing design, including large air inlets and front splitter as well as chrome trim strips at the front
- Inserts in the side sill panel in chrome
- AMG rear apron, including diffuser look in black and trapezoidal tailpipe trims in chrome
- Inserts in the side sill panel in chrome
- Radiator shell with single louvre and central Mercedes star
- Bonnet with power domes
- Beltline and window line trim strip in chrome
- Brake system with larger brake discs on the front axle

Interior

Instrument panel and beltlines in ARTICO man-made leather in nappa look with topstitching.

AMG Interior styling featuring...

- AMG sports pedals
- AMG floor mats
- Multifunction sports steering wheel in nappa leather
- Roof liner in black fabric (subject to chosen upholstery)



Upholstery - Artico Leather

● Standard □ Option



101 ARTICO leather, black / anthracite



104 ARTICO leather, tonka brown / black



105 ARTICO leather, beige / black



114 ARTICO leather, tonka brown



115 ARTICO leather, macchiato beige



Upholstery - Leather

● Standard □ Option



201 leather, black



204 leather, tonka brown / black



205 leather, beige / black



221 leather, black



214 leather, tonka brown / black



215 leather, macchiato beige



Upholstery - Nappa Leather

● Standard □ Option



801 nappa leather, black



804 nappa leather, tonka brown / black



808 nappa leather, neva grey / black




814 nappa leather, tonka brown



Trim options


● Standard □ Option




10H Black open-pore back ash




11H Black open pore ash wood backlit with Mercedes-Benz pattern



14H Brown open-pore maple wood trim elements with aluminium lines



70H Light silver metallic mixed fabric trim



H17 MANUFATUR black piano lacquer trim with flowing lines



Colour options

● Standard □ Option



040 black non-metallic



197 obsidian black metallic



771 velvet brown metallic



885 MANUFaktur opalite white bright metallic



149 polar white non-metallic



188 verde silver metallic



831 graphite grey metallic



956 MANUFaktur alpine grey solid



595 nautic blue metallic



922 high-tech silver metallic



996 MANUFaktur patagonia red metallic



Package options



Digital Light



Illuminated Radiator Grille

Special equipment Sometimes equipment will be replaced by an upgrade.	Advanced Plus Package always included	Premium Package from* €6,519	Premium Plus Package from* €12,832
Central display ^①	✓	✓	✓
Adaptive Highbeam Assist	✓	×	×
Adaptive Highbeam Assist Plus	×	✓	✓
Wireless charging system for mobile devices in the front	✓	✓	✓
Heated front seats	✓	✓	✓
TIREFIT ^②	✓	✓	✓
Preinstallation for digital key transfer	✓	✓	✓
Fuel tank 66 l	✓	✓	✓
Memory Package ^②	✓	✓	✓
Smartphone integration	✓	✓	✓
USB Package	✓	✓	✓
Folding rear seat backrests ^①	✓	✓	✓
Driver display	✓	✓	✓
Parking Package with 360-degree camera ^①	✓	✓	✓
Door sill panels with "Mercedes-Benz" lettering, illuminated, at front and rear	✓	✓	✓
Active ambient lighting ^①	×	✓	✓
Burmester* 4D surround sound system ^②	×	✓	✓
Acoustic Comfort Package ^②	×	✓	✓
KEYLESS-GO Comfort Package ^②	×	✓	✓
DIGITAL LIGHT	×	✓	×
Head-up display ^②	×	×	✓
Panoramic sliding sunroof ^②	×	×	✓
Radiator grille, illuminated ^①	×	×	✓
THERMOTRONIC automatic climate control ^②	×	×	✓

* Subject to corresponding VRT rate.

Driving Assistance package Plus¹

The Driving Assistance package Plus¹ contains a range of highly intelligent features to help you stay safe on the road – by making the drive more effortless, by warning of danger, and by taking steps to protect you in an emergency.

Driving Assistance package Plus¹ (code P20) – designed and priced as a package, including items listed below.

Available on all models

Active Braking Assist with cross-traffic function can help to avoid accidents with vehicles ahead, crossing traffic and also pedestrians, and/or mitigate their consequences

Active Distance Assist DISTRONIC helps maintain the desired distance from the vehicle in front with extended automatic re-start on motorways

Active Emergency Stop Assist: immediate emergency braking if evasion is impossible with SOS function

Active Evasive Steering Assist can support the driver in making evasive manoeuvres if, in a dangerous situation, he/she moves to avoid any pedestrian detected by the system

Active Lane Keeping Assist aids safe driving by monitoring the edges of the road and assists the driver with steering corrections to stay inside the lane

Active Speed Limit Assist ensures detected speed limits are automatically adopted as the set speed for Active Distance Assist DISTRONIC

Active Stop-and-Go Assist

Active Steering Assist: targeted steering intervention to prevent unintentional drifting out of lane

Active Traffic Sign Assist

Congestion emergency brake function

Emergency corridor function

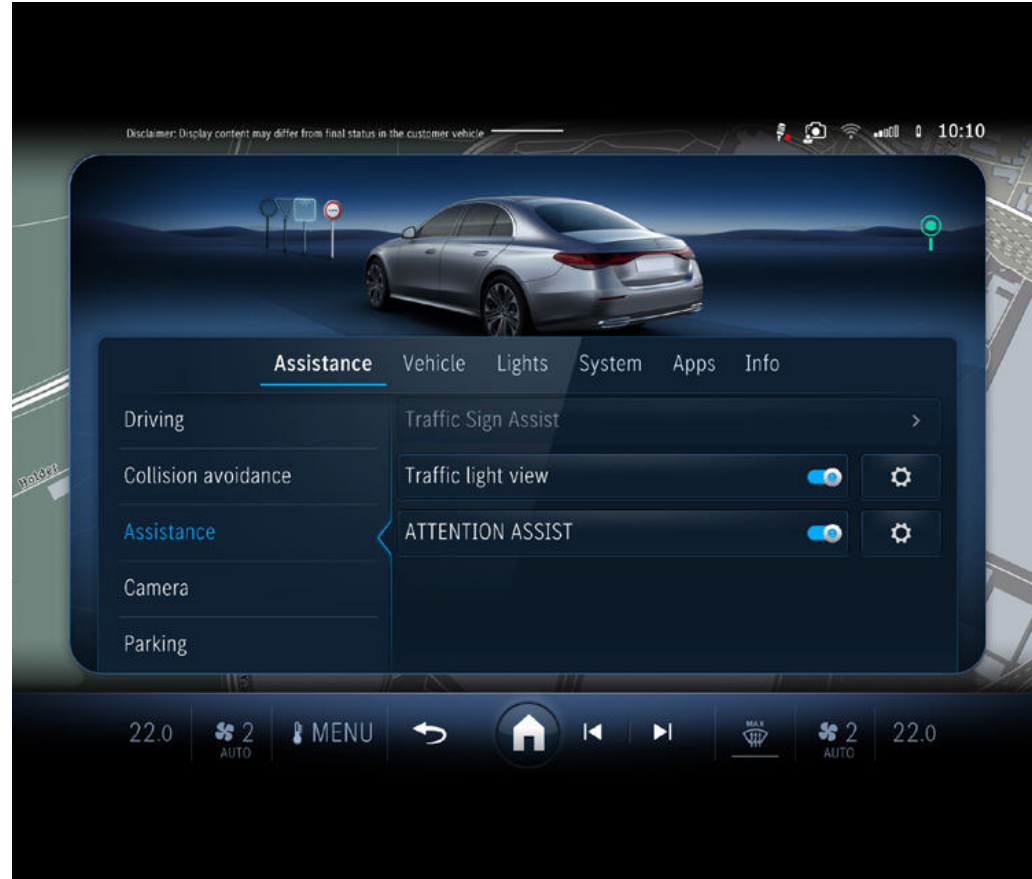
Exit warning function

Extended automatic restart on motorways

Hazard display via ambient lighting

PRE-SAFE® PLUS incl. PRE-SAFE® Impulse Side when a rear-end collision threatens, PRE-SAFE® PLUS can initiate preventive measures, including warning following traffic and locking the brakes on standstill

Route-based speed adjustment: adaption of speed before curves, roundabouts and junctions with end of traffic jam function



¹Our driver assistance and safety systems are aids and do not relieve you of your responsibility as the driver. Please take note of the information in the Owner's Manual and the system limits which are described therein

* Subject to corresponding VRT rate.

Trailer coupling with ESP® trailer stabilisation

With the trailer coupling with EPS® trailer stabilisation, you can hitch up trailers or caravans and also mount cycle racks. The trailer coupling is ready for use in no time at all and can be folded in again behind the rear bumper just as quickly when it is no longer needed.

Trailer coupling with ESP® trailer stabilisation (code 550)
Available on all models

Electronically extending and retracting tow bar, via control button in boot

ESP® trailer stabilisation intervenes automatically when undesired oscillating motions are detected

Operating safety is the top priority: to fold out the trailer coupling, you must first unlock it via the control button in the boot. As soon as the button light goes out, the trailer coupling is correctly engaged and is therefore ready for use.

The ESP® trailer stabilisation is able to intervene automatically in critical situations when driving with a trailer. The associated sensor system detects the trailer independently as soon as the electric plug is connected to your vehicle.

The ESP® stabilisation functions are automatically active from a speed of 40 mph. When undesired oscillating motions are detected, the Trailer Stability Assist actively dampens these with the aid of alternate brake actuation of each individual wheel. In most cases this is already sufficient to reduce dangerous oscillations. If necessary, the system additionally reduces the speed: for this, the engine torque is reduced and the vehicle is braked via all four wheels.



Technical data Saloon

● Standard – Not available

Model	E 200	E 300 e	E 220 d	E 450 d 4MATIC
Engine				
Fuel delivery	Petrol	Petrol	Diesel	Diesel
Total displacement	cc 1,999	1,999	1,993	2,989
Arrangement/cylinders/valves	in-line/4/16	in-line/4/16	in-line/4/16	in-line/6/16
Power ¹	hp (kW) at rpm			
Combustion engine	204 (150)/5,800	204 (150)/6,100	197 (145)/3,600	367 (270)/4,000
Electric motor	23 (17)	129 (95)	23 (17)	23 (17)
System output	–	313 (230)	–	–
Torque ¹	Nm at rpm			
Combustion engine	320/1,600–4,000	320/2,000–4,000	440/1,800–2,800	750/1,350–2,800
Electric motor	–	440	–	–
System output	–	550	–	–
Compression ratio	10:1	10:1	15.5:1	15.5:1
Equivalent All-Electric Range (EAER) ²	mi –	68–71	–	–
Battery type (usable)	kWh –	Lithium-ion/25.4	–	–
Range power consumption, combined ^{2,3}	wh/100 km –	184–207	–	–
Charging time				
Wallbox (11 kW AC) 10–100% ⁴ Public charging (11 kW AC) 10–100% ⁴	–	2 hrs	–	–
	–	3 hrs	–	–
Capacity on-board charger	kW –	11 AC	–	–
Emissions standard	EURO 6D-ISC-FCM	EURO 6D-ISC-FCM	EURO 6D-ISC-FCM	EURO 6D-ISC-FCM
Transmission				
9G-TRONIC PLUS 9-speed automatic	●	●	●	●

¹Figures according to Directive 80/1269/EEC in the currently applicable version. ²The indicated values were determined according to the prescribed measurement method – Worldwide Harmonised Light Vehicle Test Procedure (WLTP). Figures shown may include options which are not available in Ireland. For Plug-in Hybrid Electric Vehicle (PHEV) figures determined with the battery fully charged, using a combination of both battery power and fuel. These models require mains electricity for charging ³The certified electrical consumption is generally determined at maximum AC charging capacity using a Mode 3 cable. It is therefore recommended that vehicles with a HV battery preferably be charged at a wallbox or an AC charging station with a Mode 3 cable in order to achieve shorter charging times and improved charging efficiency ⁴Specified voltage and current values refer to network infrastructure and can be limited by the vehicle. Times are from 10–100% charge using a wallbox (three-phase) or standard socket (single-phase)


Technical data Saloon

Model		E 200	E 300 e	E 220 d	E 450 d 4MATIC
Performance					
Acceleration 0-100 km/h	sec	7.5	6.4	7.6	4.8
Top speed	km/h	240	236	234	250

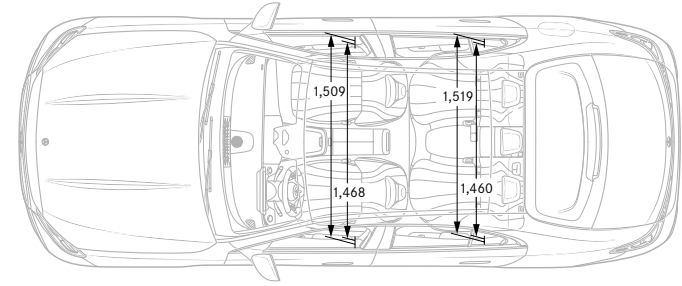
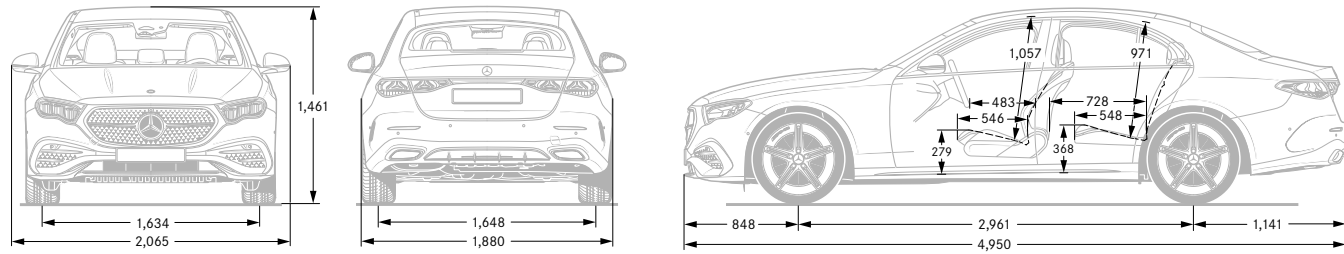
Weights and capacities					
Kerb weight ⁵	kg	1,825	2,210	1,915	2,065
Perm. Gross Vehicle Weight	kg	2,450	2,805	2,530	2,675
Boot capacity – seats up	l	540	370	540	540
Towing capacity – unbraked		750	750	750	750
braked	kg	2,100	2,100	2,100	2,100
Fuel tank capacity/of which reserve	l	66/7	50/7	66/7	66/7
Turning circle	m	11.6	11.6	11.6	12.0

Fuel consumption^{6,7,8}					
Combined (consumption dependent on chosen optional equipment)	l/100 km mpg	6.9–6.4 40.9–44.1	0.6–0.5 470.8–565.0	5.2–4.8 54.3–58.9	6.3–6.0 44.8–47.1

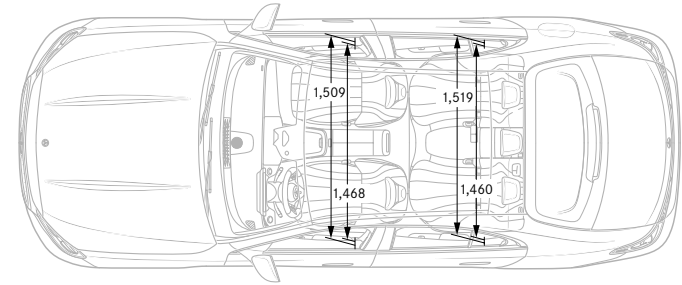
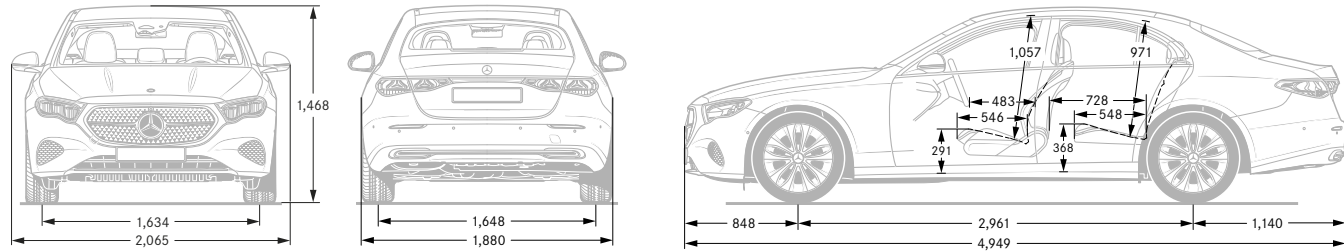
⁵Mass of the vehicle in running order with at least 90% full fuel tank, plus the mass of the driver (estimated by law at 75 kg), fuel and fluids, equipped with the standard equipment as specified by the manufacturer as well as, where applicable, the mass of the body, cab, trailer coupling and spare wheel(s) as well as tools. Optional extras, additional equipment and accessories can influence the weight, residual payload, rolling resistance, aerodynamics, etc., and therefore also affect the consumption/CO₂ values. ⁶All figures are based on a standard specification with the smallest tyre size. ⁷The choice of wheels and transmission may affect CO₂ emissions and corresponding VRT rate. ⁸The indicated values were determined according to the prescribed measurement method – Worldwide Harmonised Light Vehicle Test Procedure (WLTP). Figures shown may include options which are not available in Ireland.



AMG Line



Exclusive Line



Technical data Estate

● Standard – Not available

Model	E 200	E 300 e	E 220 d
Engine			
Fuel delivery	Petrol	Petrol	Diesel
Total displacement cc	1,999	1,999	1,993
Arrangement/cylinders/valves	in-line/4/16	in-line/4/16	in-line/4/16
Power ¹ hp (kW) at rpm			
Combustion engine	204 (150)/5,800	204 (150)/6,100	197 (145)/3,600
Electric motor	23 (17)	129 (95)	23 (17)
System output	-	313 (230)	-
Torque ¹ Nm at rpm			
Combustion engine	320/1,600–4,000	320/2,000–4,000	440/1,800–2,800
Electric motor	-	440	-
System output	-	550	-
Compression ratio	10:01	10:01	15.5:1
Equivalent All-Electric Range (EAER) ² mi	-	59–69	-
Battery type (usable) kWh	-	Lithium-ion/25.4	-
Range power consumption, combined ^{2,3} wh/100 km	-	191–214	-
Charging time			
Wallbox (11 kW AC) 10–100% ⁴ Public	-	2 hrs	-
charging (11 kW AC) 10–100% ⁴	-	3 hrs	-
Capacity on-board charger kW	-	11 AC	-
Emissions standard	EURO 6D-ISC-FCM	EURO 6D-ISC-FCM	EURO 6D-ISC-FCM
Transmission			
9G-TRONIC PLUS 9-speed automatic	●	●	●

¹Figures according to Directive 80/1269/EEC in the currently applicable version. ²The indicated values were determined according to the prescribed measurement method – WorldWide Harmonised Light Vehicle Test Procedure (WLTP). Figures shown may include options which are not available in Ireland. For Plug-in Hybrid Electric Vehicle (PHEV) figures determined with the battery fully charged, using a combination of both battery power and fuel. These models require mains electricity for charging ³The certified electrical consumption is generally determined at maximum AC charging capacity using a Mode 3 cable. It is therefore recommended that vehicles with a HV battery preferably be charged at a wallbox or an AC charging station with a Mode 3 cable in order to achieve shorter charging times and improved charging efficiency ⁴Specified voltage and current values refer to network infrastructure and can be limited by the vehicle. Times are from 10–100% charge using a wallbox (three-phase) or standard socket (single-phase)


Technical data Estate

Model		E 200	E 300 e	E 220 d
Performance				
Acceleration 0-100 km/h	sec	7.8	6.5	7.9
Top speed	km/h	231	227	227

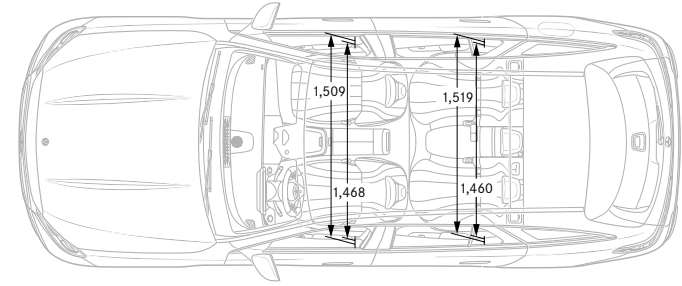
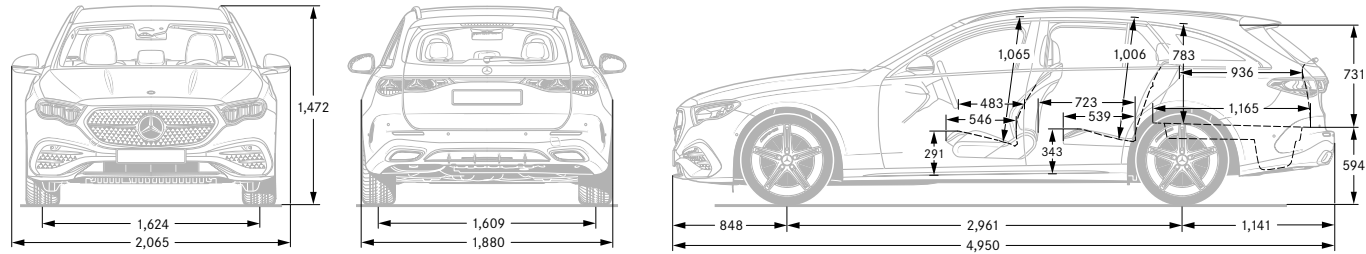
Weights and capacities				
Kerb weight ⁵	kg	1,905	2,285	1,995
Perm. Gross Vehicle Weight	kg	2,517	2,849	2,602
Boot capacity – seats up		615	460	615
seats down	l	1,830	1,675	1,830
Towing capacity – unbraked		750	750	750
braked	kg	2,100	2,100	2,100
Fuel tank capacity/of which reserve	l	66/7	66/7	66/7
Turning circle	m	11.6	11.6	11.6

Fuel consumption^{6,7,8}				
Combined (consumption dependent on chosen optional equipment)	l/100 km	7.2–6.7	0.6	5.4–5.0
	mpg	39.2–42.2	470.8	52.3–56.5

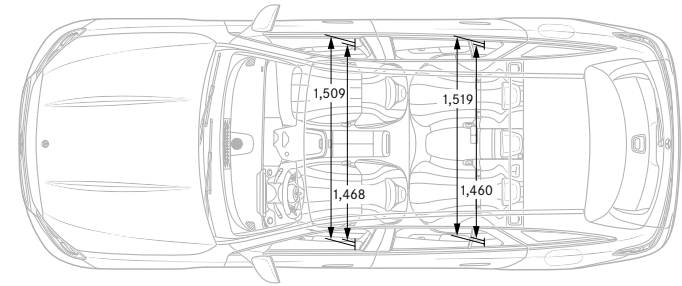
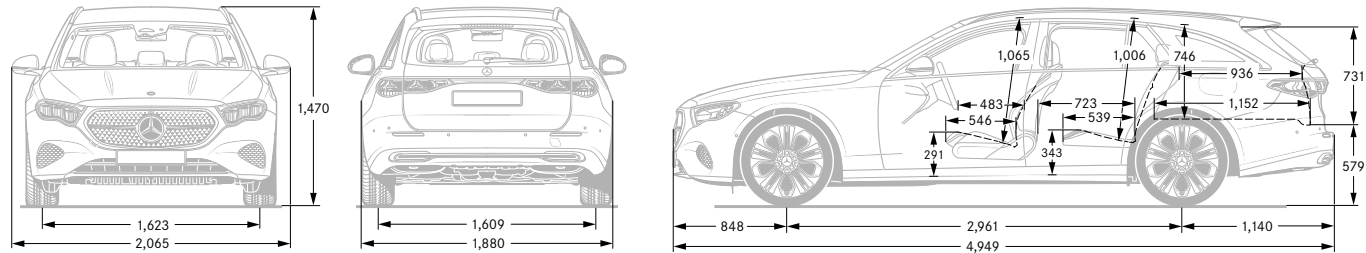
⁵Mass of the vehicle in running order with at least 90% full fuel tank, plus the mass of the driver (estimated by law at 75 kg), fuel and fluids, equipped with the standard equipment as specified by the manufacturer as well as, where applicable, the mass of the body, cab, trailer coupling and spare wheel(s) as well as tools. Optional extras, additional equipment and accessories can influence the weight, residual payload, rolling resistance, aerodynamics, etc., and therefore also affect the consumption/CO₂ values ⁶All figures are based on a standard specification with the smallest tyre size ⁷The choice of wheels and transmission may affect CO₂ emissions and corresponding VRT rate. ⁸The indicated values were determined according to the prescribed measurement method – Worldwide Harmonised Light Vehicle Test Procedure (WLTP). Figures shown may include options which are not available in Ireland.



AMG Line



Exclusive Line





Mercedes me

Welcome to your Mercedes-Benz world.

Imagine if ...you could connect with your Mercedes-Benz? With Mercedes me connect, you can! Mercedes me connect offers you new connectivity services that make driving more comfortable and incorporates your car into your personal lifestyle.

Standard Services

- Maintenance Management
- Telediagnosics
- Breakdown Management
- Accident Recovery
- Mercedes-Benz Emergency Call System

Remote Online Services¹

- Remote Retrieval of Vehicle Status (fuel level, tyre pressure etc.)
- Parked Vehicle Locator
- Vehicle Tracker
- Geofencing
- Door lock / unlock function


¹ Can be used with Remote Online special feature.





Getting connected is easy. Just set up your Mercedes me account and get in touch with your Mercedes-Benz dealer to connect your vehicle to your profile to access your Mercedes me connect services.


Contact your dealer to get connected, or go to www.mercedes.me for more details.


Follow us on the following social media channels:

 facebook.com/MercedesBenzCarsIreland

 instagram.com/mercedesbenz_cars_ireland

 linkedin.com/company/motor-distributors-ltd

 twitter.com/MercedesBenzIre

 youtube.com/mercedes-benzireland

Motor Distributors Ltd.
Naas Road
Dublin 12
Ireland
www.mercedes-benz.ie

Information correct at time of going to print. Prices and specifications are subject to change without prior notice. Prices quoted do not include dealer and delivery related charges. Images are for illustrative purposes only, actual product may vary. For more specific information in relation to the range of models, features, optional extras, colours and services available please speak to your local authorised Mercedes-Benz dealer.