



The new GLA

Price list from 22nd April to 31st July 2025

Mercedes-Benz



Welcome

At Mercedes-Benz we appreciate the importance of detail. Over the following pages you'll find model prices and a breakdown of standard and optional equipment, as well as details of the attractive finance offers and benefits that are available to every Mercedes-Benz driver.

We have highlighted some of the best styling features both inside and out, some of the new technology features and some body styling options which all combine to give you a unique driving experience. To experience a full listing of what is available; please speak directly to your local Mercedes-Benz Dealer.

Of course, some things have to be experienced to be truly appreciated, such as the qualities that set a Mercedes-Benz apart, which is why we'd like to invite you for a test drive at your local Mercedes-Benz Dealership. Discover the location and the contact details of your local Mercedes-Benz Dealership at **www.mercedes-benz.ie**



Some of the model features, optional extras and colours shown may not be available, or may only be available in a different specification, or at a different price.





Some of the model features, optional extras and colours shown may not be available, or may only be available in a different specification, or at a different price.



Some of the model features, optional extras and colours shown may not be available, or may only be available in a different specification, or at a different price.





< >

A high-angle, close-up view of the front interior of a Mercedes-Benz GLA. The image shows the black leather steering wheel with the Mercedes-Benz logo, the instrument cluster with digital displays, and the central console with a large touchscreen infotainment system. The interior features red leather accents on the seats and door panels. The dashboard and center console have a perforated metal texture. The text 'GLA' is visible in the top right corner, followed by a horizontal line and the word 'Technology' in a large, elegant serif font.

GLA

Technology

Model prices

Model Description	NOX Values	WLTP C02	VRT Band %	Road Tax	CC	BHP	Electric Driving Range	Retail Price €
PETROL								
GLA 180 Progressive Plus	19.8	148	25.00%	€270	1332	136	-	€55,830
GLA 180 Progressive Plus	19.8	154	27.50%	€280	1332	136	-	€57,550
GLA 180 Progressive Plus	19.8	156	30.00%	€280	1332	136	-	€59,380
GLA 180 AMG Line Plus	19.8	150	25.00%	€270	1332	136	-	€59,335
GLA 180 AMG Line Plus	19.8	154	27.50%	€280	1332	136	-	€61,160
GLA 180 AMG Line Plus	19.8	156	30.00%	€280	1332	136	-	€63,105
GLA 200 Progressive Plus	18.8	148	25.00%	€270	1332	163	-	€57,725
GLA 200 Progressive Plus	18.8	154	27.50%	€280	1332	163	-	€59,500
GLA 200 Progressive Plus	18.8	156	30.00%	€280	1332	163	-	€61,390
GLA 200 AMG Line Plus	18.8	150	25.00%	€270	1332	163	-	€61,230
GLA 200 AMG Line Plus	18.8	154	27.50%	€280	1332	163	-	€63,110
GLA 200 AMG Line Plus	18.8	156	30.00%	€280	1332	163	-	€65,115
GLA 220 4MATIC Progressive Plus	12.5	166	30.00%	€420	1991	190	-	€65,525
GLA 220 4MATIC Progressive Plus	12.5	172	35.00%	€600	1991	190	-	€69,965
GLA 220 4MATIC Progressive Plus	12.5	191	41.00%	€790	1991	190	-	€76,165
GLA 220 4MATIC AMG Line Plus	12.5	168	30.00%	€420	1991	190	-	€69,250
GLA 220 4MATIC AMG Line Plus	12.5	172	35.00%	€600	1991	190	-	€73,950
GLA 220 4MATIC AMG Line Plus	12.5	220	41.00%	€1,250	1991	190	-	€80,500
GLA 250 4MATIC Progressive Plus	12.5	166	30.00%	€420	1991	224	-	€69,650
GLA 250 4MATIC Progressive Plus	12.5	172	35.00%	€600	1991	224	-	€74,375
GLA 250 4MATIC Progressive Plus	12.5	191	41.00%	€790	1991	224	-	€80,965
GLA 250 4MATIC AMG Line Plus	12.5	168	30.00%	€420	1991	224	-	€73,375
GLA 250 4MATIC AMG Line Plus	12.5	172	35.00%	€600	1991	224	-	€78,355
GLA 250 4MATIC AMG Line Plus	12.5	191	41.00%	€790	1991	224	-	€85,295

*Prices applicable to all models registered from 22nd April to 31st July 2025. Subject to availability. Terms & Conditions apply. Prices quoted do not include dealer and delivery related charges.

Model prices

Model Description	NOX Values	WLTP C02	VRT Band %	Road Tax	CC	BHP	Driving Range	Price €
DIESEL								
GLA 180 d Progressive Plus	20.3	142	21.50%	€270	1950	116	-	€54,840
GLA 180 d Progressive Plus	20.3	149	25.00%	€270	1950	116	-	€57,130
GLA 180 d Progressive Plus	20.3	151	27.50%	€280	1950	116	-	€58,890
GLA 180 d AMG Line Plus	20.3	143	21.50%	€270	1950	116	-	€58,200
GLA 180 d AMG Line Plus	20.3	149	25.00%	€270	1950	116	-	€60,640
GLA 180 d AMG Line Plus	20.3	151	27.50%	€280	1950	116	-	€62,505
GLA 200 d Progressive Plus	17.1	142	21.50%	€270	1950	150	-	€56,570
GLA 200 d Progressive Plus	17.1	149	25.00%	€270	1950	150	-	€58,935
GLA 200 d Progressive Plus	17.1	151	27.50%	€280	1950	150	-	€60,750
GLA 200 d AMG Line Plus	17.1	143	21.50%	€270	1950	150	-	€59,930
GLA 200 d AMG Line Plus	17.1	149	25.00%	€270	1950	150	-	€62,440
GLA 200 d AMG Line Plus	17.1	151	27.50%	€280	1950	150	-	€64,360
GLA 200 d 4MATIC Progressive Plus	19.1	148	25.00%	€270	1950	150	-	€61,380
GLA 200 d 4MATIC Progressive Plus	19.1	151	27.50%	€280	1950	150	-	€63,265
GLA 200 d 4MATIC Progressive Plus	19.1	157	30.00%	€280	1950	150	-	€65,275
GLA 200 d 4MATIC AMG Line Plus	19.1	148	25.00%	€270	1950	150	-	€64,885
GLA 200 d 4MATIC AMG Line Plus	19.1	151	27.50%	€280	1950	150	-	€66,880
GLA 200 d 4MATIC AMG Line Plus	19.1	157	30.00%	€280	1950	150	-	€69,005
GLA 220 d 4MATIC Progressive Plus	18.1	150	25.00%	€270	1950	190	-	€64,820
GLA 220 d 4MATIC Progressive Plus	18.1	151	27.50%	€280	1950	190	-	€66,815
GLA 220 d 4MATIC Progressive Plus	18.1	159	30.00%	€280	1950	190	-	€68,940
GLA 220 d 4MATIC AMG Line Plus	18.1	151	27.50%	€280	1950	190	-	€70,425
GLA 220 d 4MATIC AMG Line Plus	18.1	159	30.00%	€280	1950	190	-	€72,665
GLA 220 d 4MATIC AMG Line Plus	18.1	171	35.00%	€600	1950	190	-	€77,595

*Prices applicable to all models registered from 22nd April to 31st July 2025. Subject to availability. Terms & Conditions apply. Prices quoted do not include dealer and delivery related charges.

Model prices

Model Description	NOX Values	WLTP CO2	VRT Band %	Road Tax	CC	BHP	Electric Driving Range	Retail Price
DIESEL								
GLA 180 d Progressive Plus	20.3	142	21.50%	€270	1950	116	-	€54,840
GLA 180 d Progressive Plus	20.3	149	25.00%	€270	1950	116	-	€57,130
GLA 180 d Progressive Plus	20.3	151	27.50%	€280	1950	116	-	€58,890
GLA 180 d AMG Line Plus	20.3	143	21.50%	€270	1950	116	-	€58,200
GLA 180 d AMG Line Plus	20.3	149	25.00%	€270	1950	116	-	€60,640
GLA 180 d AMG Line Plus	20.3	151	27.50%	€280	1950	116	-	€62,505
GLA 200 d Progressive Plus	17.1	142	21.50%	€270	1950	150	-	€56,570
GLA 200 d Progressive Plus	17.1	149	25.00%	€270	1950	150	-	€58,935
GLA 200 d Progressive Plus	17.1	151	27.50%	€280	1950	150	-	€60,750
GLA 200 d AMG Line Plus	17.1	143	21.50%	€270	1950	150	-	€59,930
GLA 200 d AMG Line Plus	17.1	149	25.00%	€270	1950	150	-	€62,440
GLA 200 d AMG Line Plus	17.1	151	27.50%	€280	1950	150	-	€64,360
GLA 200 d 4MATIC Progressive Plus	19.1	148	25.00%	€270	1950	150	-	€61,380
GLA 200 d 4MATIC Progressive Plus	19.1	151	27.50%	€280	1950	150	-	€63,265
GLA 200 d 4MATIC Progressive Plus	19.1	157	30.00%	€280	1950	150	-	€65,275
GLA 200 d 4MATIC AMG Line Plus	19.1	148	25.00%	€270	1950	150	-	€64,885
GLA 200 d 4MATIC AMG Line Plus	19.1	151	27.50%	€280	1950	150	-	€66,880
GLA 200 d 4MATIC AMG Line Plus	19.1	157	30.00%	€280	1950	150	-	€69,005
GLA 220 d 4MATIC Progressive Plus	18.1	150	25.00%	€270	1950	190	-	€64,820
GLA 220 d 4MATIC Progressive Plus	18.1	151	27.50%	€280	1950	190	-	€66,815
GLA 220 d 4MATIC Progressive Plus	18.1	159	30.00%	€280	1950	190	-	€68,940
GLA 220 d 4MATIC AMG Line Plus	18.1	151	27.50%	€280	1950	190	-	€70,425
GLA 220 d 4MATIC AMG Line Plus	18.1	159	30.00%	€280	1950	190	-	€72,665
GLA 220 d 4MATIC AMG Line Plus	18.1	171	35.00%	€600	1950	190	-	€77,595

*Prices applicable to all models registered from 22nd April to 31st July 2025. Subject to availability. Terms & Conditions apply. Prices quoted do not include dealer and delivery related charges.

Model prices

Model Description	NOX Values	WLTP C02	VRT Band %	Road Tax	CC	BHP	Electric Driving Range	Retail Price €
PHEV								
GLA 250 e Progressive Plus	3.5	23	7.00%	€140	1332	163	75 km	€61,010
GLA 250 e AMG Line Plus	3.6	25	7.00%	€140	1332	163	73 km	€63,895

Model Description	NOX Values	WLTP C02	VRT Band %	Road Tax	CC	BHP	Electric Driving Range	Retail Price €
AMG								
MERCEDES-AMG GLA 35 4MATIC	13.2	201	41.00%	€1,250	1991	306	-	€91,475
MERCEDES-AMG GLA 45 S 4MATIC	29.0	215	41.00%	€1,250	1991	421	-	€110,615

*Prices applicable to all models registered from 22nd April to 31st July 2025. Subject to availability. Terms & Conditions apply. Prices quoted do not include dealer and delivery related charges.

Mercedes-Benz User Experience (MBUX)

Transforming the in-car user experience, thanks to MBUX: Controlled via voice or touch input, the innovative infotainment system can over time even predict personal habits thanks to artificial intelligence.

Voice control

- Activated by the keywords “Hey Mercedes”, the new intelligent voice control LINGUATRONIC¹ lets you control many of the infotainment functions, including destination input, phone calls or music selection
- MBUX is able to understand different accents and will adjust to you over time
- MBUX even understands indirect commands. Feeling chilly? Just say “I feel cold” and MBUX will adjust the temperature for you

Touch inputs

- Beside voice control you can operate MBUX via touchscreen as well as touch control buttons on the steering wheel

Personalisation

- Turn the new GLA into your very own Mercedes-Benz by personalising driving modes, radio stations and much more
- Your personal settings can be saved in up to seven different profiles, making your driving experience the best one possible
- Thanks to artificial intelligence, MBUX is able to learn and adapt over time. It will be able to predict your personal habits, such as navigation for frequently-driven routes, or the radio station you like to listen to on your way home from work

Maintenance and service

- Wondering when the next service is due? Or how much further you can drive until you need to stop at a petrol station? Just ask your MBUX – it will tell you the answer



¹LINGUATRONIC off-board functions are currently only available for three years

Mercedes me connect

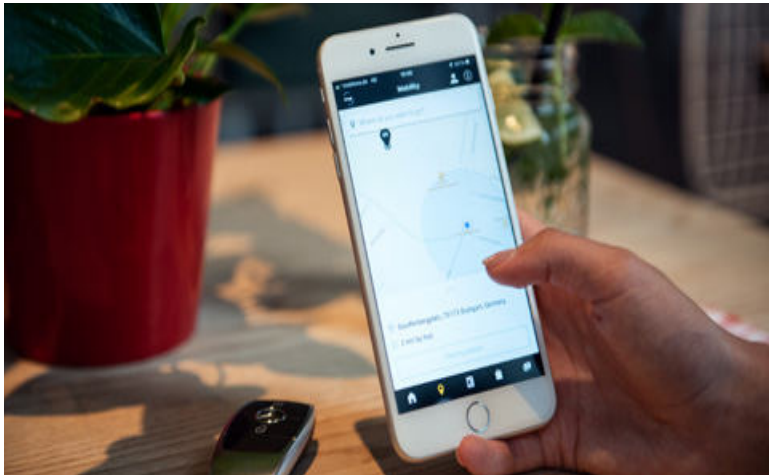
Stay connected any time, anywhere.

Mercedes *me*

Mercedes me is a range of innovative online services designed to enhance your Mercedes-Benz experience. Accessible via mobile, tablet or PC, Mercedes me lets you enjoy the highest standards of care and support, in a way that integrates seamlessly with your busy lifestyle.

Safety and Service – Mercedes me connect helps to keep you and your car safe

Check your car's oil level, tyre pressure and fuel from your phone so you'll be ready for every journey.




Live Traffic Information, Parked Vehicle Locator and much more with Mercedes me connect

Forgot where you've parked? Parked Vehicle Locator¹ will show you exactly where your car is as long as you're in a 2-km radius of where you parked. Real-time traffic data and dynamic route with shorter journey times.

Comfort – connect to your car anytime, anywhere

Forgot to lock your car? With Remote Car Lock² you will receive a notification on your smartphone to let you know. With one tap, you can lock and unlock your vehicle so you never have to worry.



¹Available on all models with the Vehicle Monitoring package. This option may vary between standard and additional cost dependent on the model

²Part of the Vehicle Status package. This option may vary between standard and additional cost dependent on the model

Images shown are for illustration purposes only

GLA

Plug-in Hybrid



Plug-in Hybrid Electric Vehicle (PHEV) The GLA 250 e.

Plug-in hybrid vehicles enjoy the same functionality of full Hybrid technology, with the added benefit that they can be charged from an external electricity source.

GLA 250 e
Petrol – 1,332cc, 4-cylinder, 160 hp/ 118 kW
Electric motor – 109 hp/80 kW

Available as:
Progressive & AMG Line



Standard equipment
AC charging system rated at 11 kW AC
Acoustic ambient protection – the tone pitch changes depending on the driving conditions. You can therefore also differentiate whether you are braking or accelerating. Above 30 km/h, the system is basically deactivated since wind and tyre noise tend to dominate at higher speeds
Charging cable – Mode 2 cable (4 metres, straight) for domestic socket
Charging cable – Mode 3 cable (5 metres, straight) for wallbox and public charging stations
Charging socket
Comfort suspension
Pre-entry climate control
Radar-based recuperation
Remote and Charging Services Plus

Technical details	
Equivalent All-Electric Range (EAER) ²	69–70 km
Charging time	
Wallbox (11 kW AC), mode 3, 10–100% ³	1 hr 15 mins
Wallbox (7.4 kW AC), mode 3, single-phase, 10–100% ³	3 hrs 45 mins
Electric energy consumption, combined ^{2,4}	204–189 kWh/km
Battery type (capacity)	Lithium-ion (16 kWh)
Capacity on-board charger	11 kW AC

²The indicated values were determined according to the prescribed measurement method – Worldwide Harmonised Light Vehicle Test Procedure (WLTP). Figures shown may include options which are not available in Ireland. For Plug-in Hybrid Electric Vehicle (PHEV) figures determined with the battery fully charged, using a combination of both battery power and fuel. These models require mains electricity for charging. ³Specified voltage and current values refer to network infrastructure and can be limited by the vehicle. Times are from 10–100% charge using a wallbox (three-phase) or standard socket (single-phase). ⁴The certified electrical consumption is generally determined at maximum AC charging capacity using a Mode 3 cable. It is therefore recommended that vehicles with a HV battery preferably be charged at a wallbox or an AC charging station with a Mode 3 cable in order to achieve shorter charging times and improved charging efficiency.

GLA Model lines overview



Progressive »



AMG Line »



GLA Progressive

Standard equipment highlights



Option shown: cosmos black metallic (code 191)

Engine, Transmission and Suspension

DYNAMIC SELECT with a choice of driving modes: 'Eco', 'Comfort', 'Sport' and 'Individual'



Option shown: cosmos black metallic (code 191)

Exterior

18" alloy wheels – 5-twin-spoke design, aerodynamically optimised, painted black with a high-sheen finish (code 01R)

Beltline and windowline trim strip in chrome

Dual flow exhaust pipes in chrome (non-functional)

Door mirrors – electrically adjustable and heated with integrated LED indicators

EASY-PACK tailgate

LED High Performance headlamps with integrated LED daytime running lights and Adaptive Highbeam Assist

Mirror package

Progressive bodystyling

Radiator grille with central Mercedes star and single louvre in silver, with highlights in high-gloss black

Roof rails in aluminium

Summer tyres





Interior

Air conditioning – THERMATIC automatic climate control

KEYLESS-GO comfort package

Light and Sight package

Mirror package

Multifunction sports steering wheel in leather with gearshift paddles

Seats – heated front seats

Seats – Seat Comfort package including 4-way lumbar support

Velour floor mats

Communications, Safety and Assistance Systems

10.25-inch instrument cluster

10.25-inch touchscreen media display

Active Brake Assist¹

Ambient Lighting (64 colours)

Hard-disk navigation and three years free live traffic information

Lane Keeping Assist

MBUX multimedia system with DAB digital radio

Mercedes me Remote Services

Wireless Phone Charging²

Communications, Safety and Assistance Systems (continued)

Smartphone integration² including Apple CarPlay® and Android Auto™

Sound system – Mercedes-Benz sound system (100 W)

Speed Limit Assist – detects the speed limit and displays it in the instrument cluster

USB package Plus




Trim and Upholstery

Star pattern trim elements



ARTICO man-made leather – black



¹Our driver assistance and safety systems are aids and do not relieve you of your responsibility as the driver. Please take note of the information in the Owner's Manual and the system limits which are described therein

²Compatible mobile phone required

GLA AMG Line

Standard equipment highlights



In addition to/replacement of Progressive:

Engine, Transmission and Suspension

Suspension – comfort suspension with ride-height lowering



Exterior

19" AMG alloy wheels – 5-twin-spoke design, aerodynamically optimised, painted tantalite grey with a high-sheen finish (code RTF)

AMG bodystyling with body coloured wheel arches

AMG specific/dual flow exhaust pipes in chrome (non-functional)

Beltline and windowline trim strip in high-gloss aluminium

Brake callipers with 'Mercedes-Benz' lettering

Perforated front brake discs

Radiator grille – diamond grille with chrome pins and central Mercedes star, single louvre in matt grey with chrome inserts and black highlights





Interior

AMG floor mats

AMG sports pedals in brushed stainless steel with black rubber studs


Seats –sports seats with height-adjustable head restraints

Multifunction sports steering wheel in nappa leather with flattened bottom section and perforated grip area




Trim and Upholstery

Carbon-structure trim



ARTICO man-made leather/MICROCUT microfibre black with red contrast stitching





AMG

GLA

Mercedes-AMG



Mercedes-AMG GLA Model lines overview



Upholsteries

Progressive



ARTICO man-made leather black (101)
Standard



ARTICO man-made leather macchiato beige / black (105)
Option


AMG Line



ARTICO man-made leather / DINAMICA black (651)
Standard



Leather black (211)
Option (Requires Leather Package)



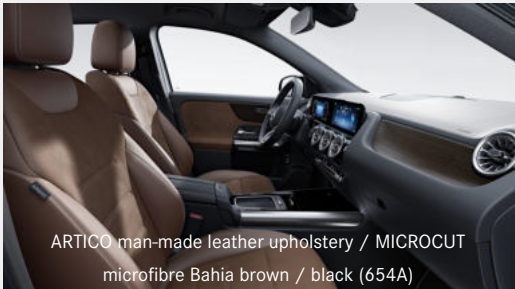
Leather two-tone Red Pepper / Black (277)
Option (Requires AMG leather Package)



ARTICO man-made sage grey / black (158A)
Option

Upholsteries

AMG Line



ARTICO man-made leather upholstery / MICRO CUT
microfibre Bahia brown / black (654A)

Option



Rough leather / leather Bahia brown / black (214A)

Option (Requires Leather Package)

Trim options



Star Pattern trim elements (55H)

Standard



Brown open-pore lime wood trim (03H)

Option



Black open-pore linden wood trim (H15)

Option



Light longitudinal-grain aluminium trim (H44)

Option



Carbon-structure trim (H62)

Standard (AMG Line)

Wheel options

Progressive



Standard (18-inch) 5-twin-spoke light-alloy wheels (01R)



Optional (18-inch) 5-spoke light-alloy wheels (R38)



Optional (18-inch) 5-twin-spoke light-alloy wheels (R74)

AMG Line



Standard (19-inch) AMG 5-twin-spoke light-alloy wheels (RTF)



Optional (19-inch) AMG 5-twin-spoke light-alloy wheels (RTG)



Optional (20-inch) AMG multi-spoke alloy wheels (RVT)



Optional (20-inch) AMG multi-spoke alloy wheels (RVU)

RTG + RVT + RVU also available as an option for Progressive Line

Colour options

Non-metallic, metallic and MANUFAKTUR paints

● Standard □ Cost option



696 night black non-metallic ●



191 cosmos black metallic □



787 mountain grey metallic □



993 MANUFAKTUR patagonia red metallic □



149 polar white non-metallic □



992 high-tech silver metallic □



662 MANUFAKTUR mountain grey magno^{1,2} □

¹MANUFAKTUR magno matt paint finishes require extra care. Please refer to the Owner's Manual for instructions Please note that, owing to limitations of on-screen representation, paint colours may differ from those shown

Driving Assistance package

The Driving Assistance package¹ contains a range of highly intelligent features to help you stay safe on the road – by making the drive more effortless, by warning of danger, and by taking steps to protect you in an emergency.

Driving Assistance package (code P79) – designed and priced as a package, including items listed on the right-hand side.

Active Distance Assist DISTRONIC



Active Steering Assist



Active Blind Spot Assist can warn the driver of vehicles in the blind spot during a lane change and can help to avoid a collision by means of one-sided braking intervention

Active Braking Assist with cross-traffic function can help to avoid accidents with vehicles ahead, crossing traffic and also pedestrians, and/or mitigate their consequences

Active Distance Assist DISTRONIC helps maintain the desired distance from the vehicle in front

Active Emergency Stop Assist: immediate emergency braking if evasion is impossible

Active Lane-change Assist: aids the driver with changing lanes by means of steering torque as soon as the driver initiates the change by activating the direction indicator

Active Speed Limit Assist ensures detected speed limits are automatically adopted as the set speed for Active Distance Assist DISTRONIC

Active Steering Assist: targeted steering intervention to prevent unintentional drifting out of lane

Evasive Steering Assist can support the driver in making evasive manoeuvres if, in a dangerous situation, he/she moves to avoid any pedestrian detected by the system

PRE-SAFE system: makes use of the time prior to an impending accident on your behalf. A host of measures are able to reduce the loads generated as a result

¹ Subject to vehicle specification and VRT rate.

Towing package

Thanks to the Towing package, you can extend your transport options.

Towing package (code 550) – designed and priced as a package, including items listed on the right-hand side.

Towing package comprises:
Electrically folding tow bar
ESP® trailer stabilisation
Switch with LED in the boot – LED indicates when the ball neck is no longer in a locked end position



* Subject to vehicle specification and VRT rate.

Technical data

● Standard – Not available

Model	GLA 200		GLA 250 e	GLA 200 d	GLA 220 d 4MATIC
Engine					
Fuel delivery	Petrol		Petrol	Diesel	Diesel
Total displacement	cc	1,332	1,332	1,950	1,950
Arrangement/cylinders/valves	in-line/4/16		in-line/4/16	in-line/4/16	in-line/4/16
Power ¹	hp (kW) at rpm				
Combustion engine		163 (120)/5,500	163 (120)/5,500	150 (110)/3,400–	190 (140)/3,800
Electric motor		–	109 (80)/2,500	4,400 –	–
System output		–	218 (160)	–	–
Torque ¹	Nm at rpm				
Combustion engine		270/2,000–3,500	270/2,000–3,500	320/1,400–3,200	400/1,600–2,600
Electric motor		–	300/2,000	–	–
System output		–	450	–	–
Compression ratio		11.8:1	11.8:1	15.5:1	15.5:1
Equivalent All-Electric Range (EAER) ²	mi	–	43–48	–	–
Battery type (capacity)	kWh	–	Lithium-ion (16)	–	–
Electric energy consumption, combined ^{2,3}	kWh/100 km	–	204–189	–	–
Charging time					
Wallbox (7.4 kW AC), mode 3, 10–100% ⁴		–	1 hr 15 mins	–	–
Wallbox (7.4 kW AC), mode 3, single-phase, 10–100% ⁴		–	3 hrs 45 mins	–	–
Capacity on-board charger	kW	–	11 AC	–	–
Emissions standard		EURO 6D-ISC-FCM	EURO 6D-ISC-FCM	EURO 6D-ISC-FCM	EURO 6D-ISC-FCM

Transmission				
7G-DCT 7-speed automatic	●	–	–	–
8G-DCT 8-speed automatic	–	●	●	●

¹Figures according to Directive 80/1269/EEC in the currently applicable version. The indicated values were determined according to the prescribed measurement method – Worldwide Harmonised Light Vehicle Test Procedure (WLTP). Figures shown may include options which are not available in Ireland. For Plug-in Hybrid Electric Vehicle (PHEV) figures determined with the battery fully charged, using a combination of both battery power and fuel. These models require mains electricity for charging with a Mode 3 cable in order to achieve shorter charging times and improved charging efficiency ⁴Specified voltage and current values refer to network infrastructure and can be limited by the vehicle. Times are from 10–100% charge using a wallbox (three-phase) or standard socket (single-phase).

Technical data

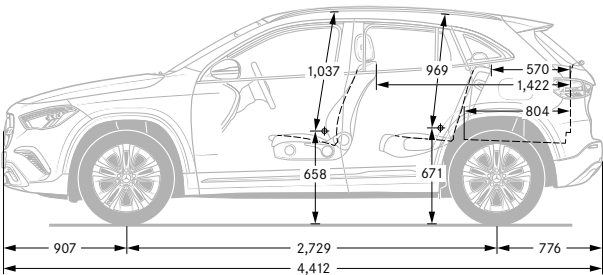
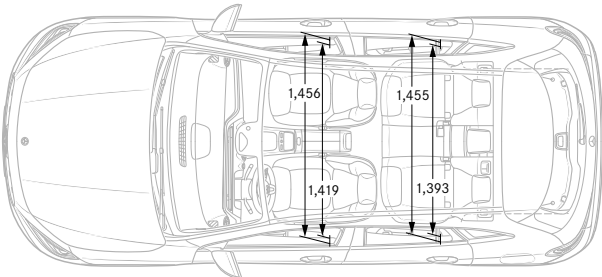
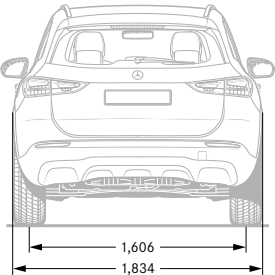
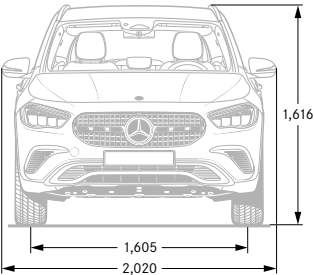
Model		GLA 200	GLA 250 e	GLA 200 d	GLA 220 d 4MATIC
Performance					
Acceleration 0–100 km/h	sec	8.9	7.9	8.8	7.5
Top speed (electric mode)	km/h	208	210 (140)	208	219

Weights and capacities					
Kerb weight ⁵	kg	1,570	1,800	1,660	1,725
Perm. Gross Vehicle Weight	kg	2,070	2,300	2,160	2,225
Boot capacity – seats up/seats down	l	485/1,420	445/1,385 ⁶	487/1,422	487/1,422
Towing capacity – unbraked/braked	kg	750/1,800	–	750/1,800	750/2,000
Fuel tank capacity/of which reserve	l	43/5	35/5	43/5	51/5
Turning circle	m	11.4	11.4	11.4	11.4

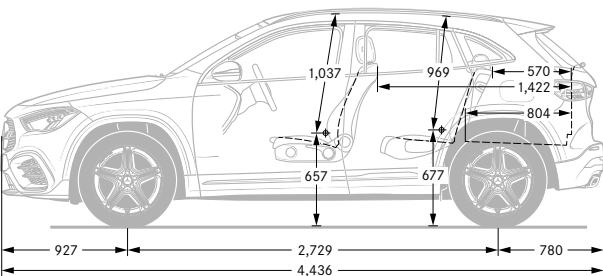
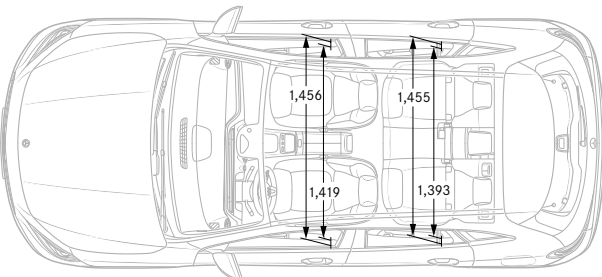
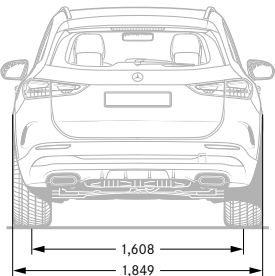
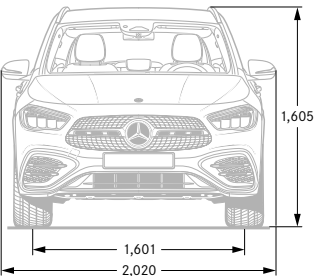
Fuel consumption ^{7,8,9}					
Combined (consumption dependent on chosen optional equipment)	l/100 km	7.0–6.7	7.0–6.8	5.6–5.4	6.0–5.6
	mpg	40.4–42.2	40.4–41.5	50.4–52.3	47.1–50.4

⁵Mass of the vehicle in running order with at least 90% full fuel tank, plus the mass of the driver (estimated by law at 75 kg), fuel and fluids, equipped with the standard equipment as specified by the manufacturer as well as, where applicable, the mass of the body, cab, trailer coupling and spare wheel(s) as well as tools. Optional extras, additional equipment and accessories can influence the weight, residual payload, rolling resistance, aerodynamics, etc., and therefore also affect the consumption/CO₂ values ⁶Please note there is currently no availability to retrofit a tow bar for GLA 250 e ⁷All figures are based on a standard specification with the smallest tyre size ⁸The choice of wheels and transmission may affect CO₂ emissions and corresponding VRT rate. ⁹The indicated values were determined according to the prescribed measurement method – Worldwide Harmonised Light Vehicle Test Procedure (WLTP). Figures shown may include options which are not available in Ireland.

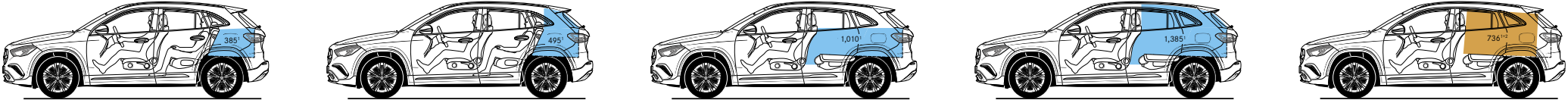
Progressive



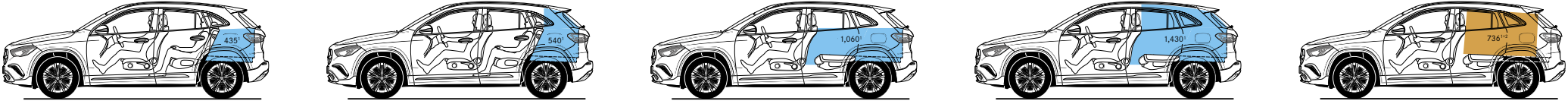
AMG Line



Boot capacity – PHEV



Boot capacity – Combustion



¹Volume in litres ²Largest cuboid: Dimensions 1276 x 921 x 626 mm, volume 736 litres Luggage compartment capacity according to guideline ISO3832:2002-06. Capacity may differ depending on optional extras

Technical data

Mercedes-AMG

- Standard

Model		GLA 35 4MATIC
Engine		
Fuel delivery		Petrol
Total displacement	cc	1,991
Arrangement/cylinders/valves		in-line/4/16
Power ¹	hp (kW) at rpm	306 (225)/6,100
Torque ¹	Nm at rpm	400/2,500–4,000
Compression ratio		10.0:1
Emissions standard		EURO 6D-ISC-FCM

Transmission	
8G-DCT 8-speed automatic	●

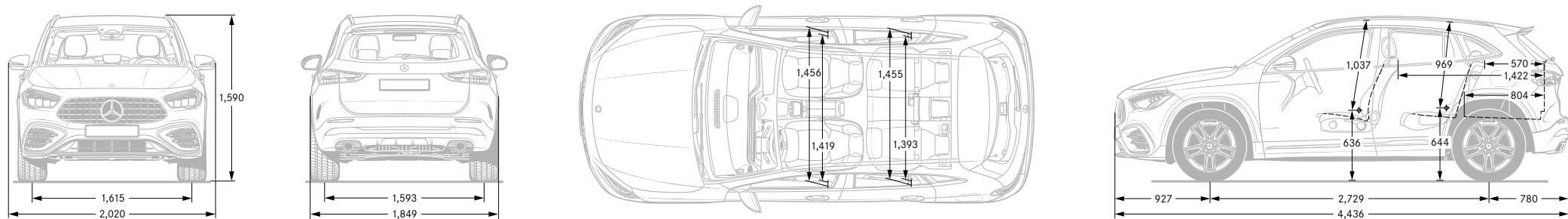
Performance		
Acceleration 0–100 km/h	sec	5.2
Top speed	km/h	250 ²

Weights and capacities		
Kerb weight ³	kg	1,750
Perm. Gross Vehicle Weight	kg	2,250
Boot capacity – seats up/seats down	l	495/1,430
Towing capacity – unbraked/braked	kg	750/1,800
Fuel tank capacity/of which reserve	l	51/5
Turning circle	m	12.3

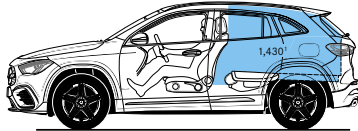
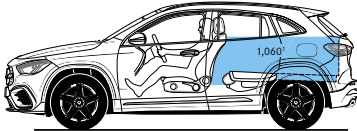
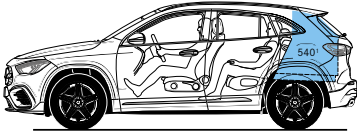
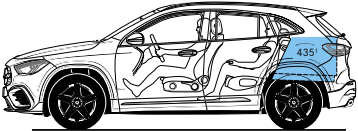
Model		GLA 35 4MATIC
Fuel consumption ^{4,5,6}		
Combined (consumption dependent on chosen optional equipment)	l/100 km mpg	8.9–8.8 31.7–32.1

¹Figures according to Directive 80/1269/EEC in the currently applicable version ²Electronically limited ³Mass of the vehicle in running order with at least 90% full fuel tank, plus the mass of the driver (estimated by law at 75 kg), fuel and fluids, equipped with the standard equipment as specified by the manufacturer as well as, where applicable, the mass of the body, cab, trailer coupling and spare wheel(s) as well as tools. Optional extras, additional equipment and accessories can influence the weight, residual payload, rolling resistance, aerodynamics, etc., and therefore also affect the consumption/CO₂ values. ⁴All figures are based on a standard specification with the smallest tyre size ⁵The choice of wheels and transmission may affect CO₂ emissions and VRT Rate ⁶The indicated values were determined according to the prescribed measurement method – Worldwide Harmonised Light Vehicle Test Procedure (WLTP). Figures shown may include options which are not available in Ireland.

Mercedes-AMG GLA 35 4MATIC model lines



Boot capacity – Mercedes-AMG GLA 35 4MATIC model lines





Mercedes me

Welcome to your Mercedes-Benz world.

Imagine if ...you could connect with your Mercedes-Benz? With Mercedes me connect, you can! Mercedes me connect offers you new connectivity services that make driving more comfortable and incorporates your car into your personal lifestyle.

Standard Services

- Maintenance Management
- Telediagnosics
- Breakdown Management
- Accident Recovery
- Mercedes-Benz Emergency Call System

Remote Online Services¹

- Remote Retrieval of Vehicle Status (fuel level, tyre pressure etc.)
- Parked Vehicle Locator
- Vehicle Tracker
- Geofencing
- Door lock / unlock function



Getting connected is easy. Just set up your Mercedes me account and get in touch with your Mercedes-Benz dealer to connect your vehicle to your profile to access your Mercedes me connect services.

Contact your dealer to get connected, or go to www.mercedes.me for more details.



Follow us on the following social media channels:



facebook.com/MercedesBenzIreland



instagram.com/mercedesbenz_ireland



[linkedin.com/company/motor distributors ltd](https://linkedin.com/company/motor-distributors-ltd)



twitter.com/MB_Ireland



youtube.com/mercedesbenzireland



pinterest.com/mercedesbenzire

Motor Distributors Ltd.
Naas Road
Dublin 12
Ireland
www.mercedes-benz.ie

Information correct at time of going to print. Prices and specifications are subject to change without prior notice. Prices quoted do not include dealer and delivery related charges. Images are for illustrative purposes only, actual product may vary. For more specific information in relation to the range of models, features, optional extras, colours and services available please speak to your local authorised Mercedes-Benz dealer.