



# The new GLC Coupé

Price List from 22<sup>nd</sup> April - 31st July 2025

# Welcome

At Mercedes-Benz we appreciate the importance of detail. Over the following pages you'll find model prices and a breakdown of standard and optional equipment, as well as details of the attractive finance offers and benefits that are available to every Mercedes-Benz driver.

We have highlighted some of the best styling features both inside and out, some of the new technology features and some body styling options which all combine to give you a unique driving experience. To experience a full listing of what is available; please speak directly to your local Mercedes-Benz Dealer.

Of course, some things have to be experienced to be truly appreciated, such as the qualities that set a Mercedes-Benz apart, which is why we'd like to invite you for a test drive at your local Mercedes-Benz Dealership. Discover the location and the contact details of your local Mercedes-Benz Dealership at **[www.mercedes-benz.ie](http://www.mercedes-benz.ie)**



Some of the model features, optional extras and colours shown may not be available, or may only be available in a different specification, or at a different price.



Some of the model features, optional extras and colours shown may not be available, or may only be available in a different specification, or at a different price.



# Model prices

Model Description	NOx Value	WLTP C02	VRT Band %	Road Tax	CC	BHP	Electric Driving Range	Retail Price
<b>DIESEL</b>								
GLC 220 D 4MATIC Coupé AMG Line Plus	11.9	137	20.00%	€210	1993	197	-	€85,560
GLC 220 D 4MATIC Coupé AMG Line Plus	11.9	146	25.00%	€270	1993	197	-	€90,670
GLC 300 D 4MATIC Coupé AMG Line Plus	13.4	148	25.00%	€270	1993	269	-	€96,635
GLC 300 D 4MATIC Coupé AMG Line Plus	13.4	171	35.00%	€600	1993	269	-	€109,750
<b>DIESEL PHEV</b>								
GLC 300 de 4MATIC Coupé AMG Line Plus	9.4	12	7.00%	€140	1993	197	120 km	€94,515
GLC 300 de 4MATIC Coupé AMG Line Plus	9.4	51	9.00%	€150	1993	197	120 km	€96,410

\*Prices applicable to all models registered from 22nd April - 31st July 2025. Subject to availability. Terms & Conditions apply. Prices quoted do not include dealer and delivery related charges.

# Model prices

Model Description	NOx Value	WLTP C02	VRT Band %	Road Tax	CC	BHP	Electric Driving Range	Retail Price
PETROL								
GLC 300 4MATIC Coupé AMG Line Plus	14.9	166	30.00%	€420	1999	258	-	€100,655
GLC 300 4MATIC Coupé AMG Line Plus	14.9	171	35.00%	€600	1999	258	-	€107,485
PETROL PHEV								
GLC 300 e 4MATIC Coupé AMG Line Plus	9.9	13	7.00%	€140	1999	204	124 km	€92,555
GLC 300 e 4MATIC Coupé AMG Line Plus	9.9	51	9.00%	€150	1999	204	124 km	€94,410
GLC 400 e 4MATIC Coupé AMG Line Plus	9.9	13	7.00%	€140	1999	252	124 km	€96,870
GLC 400 e 4MATIC Coupé AMG Line Plus	9.9	51	9.00%	€150	1999	252	124 km	€98,815

\*Prices applicable to all models registered from 22nd April - 31st July 2025. Subject to availability. Terms & Conditions apply. Prices quoted do not include dealer and delivery related charges.

# Model prices

Model Description	NOx Value	WLTP C02	VRT Band %	Road Tax	CC	BHP	Electric Driving Range	Retail Price
AMG								
Mercedes-AMG GLC 43 4MATIC Coupé Premium	10.4	218	41.00%	€1,250	2996	367	-	€136,930
Mercedes-AMG GLC 63 S E Performance Coupé Premium	3.3	221	41.00%	€1,250	3982	510	12 km	€217,610

\*Prices applicable to all models registered from 22nd April - 31st July 2025. Subject to availability. Terms & Conditions apply. Prices quoted do not include dealer and delivery related charges.



GLC

Technology



# Mercedes-Benz User Experience (MBUX)

Transforming the in-car user experience, thanks to MBUX: Controlled via voice or touch input, the innovative infotainment system can over time even predict personal habits thanks to artificial intelligence.

## Voice control

- Activated by the keywords “Hey Mercedes”, the new intelligent voice control LINGUATRONIC<sup>1</sup> lets you control many of the infotainment functions, including destination input, phone calls or music selection
- MBUX is able to understand different accents and will adjust to you over time
- MBUX even understands indirect commands. Feeling chilly? Just say “I feel cold” and MBUX will adjust the temperature for you

## Touch inputs

- Beside voice control you can operate MBUX via touchscreen or the touch control buttons on the steering wheel

## Personalisation

- Turn the GLC into your very own Mercedes-Benz by personalising driving modes, radio stations and much more
- Your personal settings can be saved in up to seven different profiles, making your driving experience the best one possible
- Thanks to artificial intelligence, MBUX is able to learn and adapt over time. It will be able to predict your personal habits, such as navigation for frequently-driven routes, or the radio station you like to listen to on your way home from work

## Maintenance and service

- Wondering when the next service is due? Or how much further you can drive until you need to stop at a petrol station? Just ask your MBUX – it will tell you the answer



<sup>1</sup>LINGUATRONIC off-board functions are currently only available for three years

# Mercedes me connect


Stay connected any time, anywhere.

Mercedes *me*

Mercedes me is a range of innovative online services designed to enhance your Mercedes-Benz experience. Accessible via mobile, tablet or PC, Mercedes me lets you enjoy the highest standards of care and support, in a way that integrates seamlessly with your busy lifestyle.

## Safety and Service – Mercedes me connect helps to keep you and your car safe

Check your car's washer fluid level, tyre pressure and battery level from your phone so you'll be ready for every journey.



## Live Traffic Information, Parked Vehicle Locator and much more with Mercedes me connect

Forgot where you've parked? Parked Vehicle Locator<sup>1</sup> will show you exactly where your car is as long as you're in a 1.5 km radius of where you parked. Real-time traffic data and dynamic route with shorter journey times.

## Comfort – connect to your car anytime, anywhere

Forgot to lock your car? With Remote Car Lock<sup>2</sup> you will receive a notification on your smartphone to let you know. With one tap, you can lock and unlock your vehicle so you never have to worry.

## EQ-specific Services

Check your charging status on the go and programme your pre-entry climate control and charging settings remotely. The EQ-specific navigation considers electrical range, topography and charging stations.



<sup>1</sup>Available on all models with the Vehicle Monitoring package. This option may vary between standard and additional cost dependent on the model

<sup>2</sup>Part of the Vehicle Status package. This option may vary between standard and additional cost dependent on the model

Images shown are for illustration purposes only

GLC

# Plug-in Hybrid



# Plug-in Hybrid Electric Vehicles (PHEVs)

Plug-in hybrid vehicles enjoy the same functionality of full Hybrid technology, with the added benefit that they can be charged from an external electricity source.

GLC 300e 4MATIC Petrol – 1,999 cc, 4-cylinder, 201 hp/ 150 kW Electric motor – 134 hp/ 100 kW	GLC 300de 4MATIC Diesel – 1,993 cc, 4-cylinder, 194 hp/ 145 kW Electric motor – 134 hp/ 100 kW
GLC 400e 4MATIC Petrol – 1,999 cc, 4-cylinder, 252 hp/ 150 kW Electric motor – 134 hp/ 100 kW	
<b>Standard equipment</b>	
Charging cables – Mode 3 cable for wallbox and public charging stations + Mode 2 domestic socket	Pre-entry climate control
Charging socket	Radar-based recuperation
Charging system – AC charging system rated at 11 kW AC	Remote and Charging Services Plus
<b>Technical details</b>	
Equivalent All-Electric Range (EAER) <sup>2</sup>	up to 128 km
Charging time – wallbox (11 kW AC) 10–100% <sup>3</sup>	2 hrs 30 mins
Range power consumption, combined <sup>2,4</sup>	20.4–22.5 kWh/ 100 km
Battery type (capacity)	lithium-ion (31.2 kWh)
Capacity on-board charger	11 kW AC



Some of the model features, optional extras and colours shown may not be available, or may only be available in a different specification, or at a different price. <sup>2</sup>The indicated values were determined according to the prescribed measurement method – Worldwide Harmonised Light Vehicle test Procedure (WLTP). Figures shown may include options which are not available in Ireland. For Plug-in Hybrid Electric Vehicle (PHEV) figures determined with the battery fully charged, using a combination of both battery power and fuel. These models require mains electricity for charging. <sup>3</sup>Specified voltage and current values refer to network infrastructure and can be limited by the vehicle. Times are from 10–100% charge using a wallbox (three-phase) or standard socket (single-phase). <sup>4</sup>The certified electrical consumption is generally determined at maximum AC charging capacity using a Mode 3 cable. It is therefore recommended that vehicles with a HV battery preferably be charged at a wallbox or an AC charging station with a Mode 3 cable in order to achieve shorter charging times and improved charging efficiency.



# GLC Model lines overview

## AMG Line Plus »



Option shown: spectral blue metallic (code 970)

# GLC AMG Line Plus

Standard equipment highlights



Option shown: spectral blue metallic (code 970)

**Engine, Transmission and Suspension**

DYNAMIC SELECT with a choice of driving modes

9G-TRONIC PLUS 9-speed auto



LED High Performance headlamps



Mirror package

**Exterior**

19" AMG alloy wheels – 5-spoke design, aerodynamically optimised, painted grey with a high-sheen finish (code RRD)

AMG Line Exterior package

AMG diffuser-look rear apron with insert in black

Diamond radiator grille

LED High Performance headlamps including integral LED daytime running lamps and Adaptive Highbeam Assist

Mirror package – electrically folding exterior mirrors and automatically-dimming driver's side mirror and rear-view mirror

Privacy glass





19" AMG alloy wheels




Interior
Ambient lighting – 64 colours, ten colour moods and four dimming zones
AMG Line Interior package
ARTICO man-made leather dashboard with contrast stitching
Boot Comfort package
Floor mats in black with 'AMG' lettering
Roof liner in black fabric
Seats – sports seats including comfort package and heated front seats
Memory package – driver's seat, front passenger seat, steering column – electrically adjustable with memory. Includes exterior mirror with parking position
Steering wheel – multifunction sports steering wheel in black nappa leather with galvanised gearshift paddles and onboard settings control
THERMATIC – automatic climate control

Communications, Safety and Assistance Systems	
11.9-inch media display	MBUX multimedia system with DAB digital radio
12.3-inch instrument cluster	MBUX navigation premium
Blind Spot Assist	MBUX voice control activated by keywords “Hey Mercedes”
Fingerprint scanner	Smartphone integration¹
Hard-disk navigation with navigation services	USB package
	Wireless phone charging¹

<sup>1</sup>Compatible mobile phone required

Trim and Upholstery	
Metal structure trim element	ARTICO man-made leather – black
	

# Upholstery



111A ARTICO man-made leather – black (Standard)



118A ARTICO man-made leather – neva grey/black (Optional)



194A ARTICO man-made leather – sienna brown/black (Optional)



# Upholstery



211A Leather – black (Optional)




294A Leather – sienna brown/black (Optional)



297A Leather – power red/black (Optional)

# Upholstery



801A Nappa Leather – black (Optional)



804A Nappa Leather – sienna brown/black (Optional)

# Trim



Metal structure trim element (H64) - Standard



Silver grey diamond-pattern trim (H50) - Optional



Brown open-pore walnut wood trim (H33) - Optional



Anthracite line structure lime wood trim (H08) - Optional



Black open-pore aluminum lines wood trim (H04) - Optional



Brown high-gloss ash wood trim (H03) - Optional

# Wheel options

● Standard    □ Option



RRD (19-inch) AMG 5-spoke light-alloy wheels    ●



RRE (19-inch) AMG 5-spoke light-alloy wheels    □



RRM (20-inch) AMG 5-spoke light-alloy wheels    □



RRN (20-inch) AMG 5-spoke light-alloy wheels    □



RVO (20-inch) AMG multi-spoke light-alloy wheels    □



RVP (20-inch) AMG multi-spoke light-alloy wheels    □



# Colour options

Non-metallic, metallic and MANUFAKTUR paints

● Standard    □ Option



040 black non-metallic ●



197 obsidian black metallic □



859 mojave silver metallic □



885 MANUFAKTUR opalite white bright □



149 polar white non-metallic □



595 nautic blue metallic □



922 high-tech silver metallic □



993 MANUFAKTUR patagonia red metallic □



831 graphite grey metallic □



970 spectral blue metallic □



956 MANUFAKTUR alpine grey solid □



818 MANUFAKTUR graphite grey magno □

Please note that, owing to limitations of on-screen representation, paint colours may differ from those shown


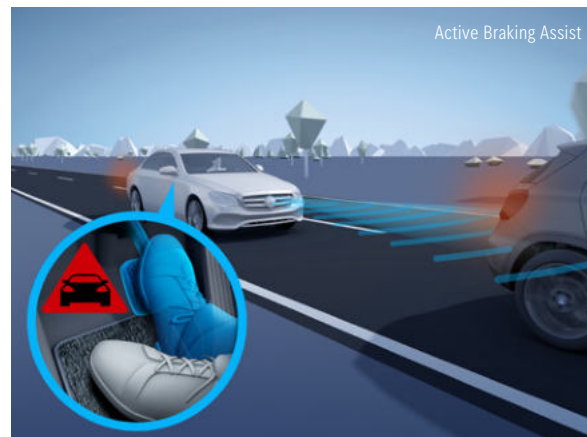
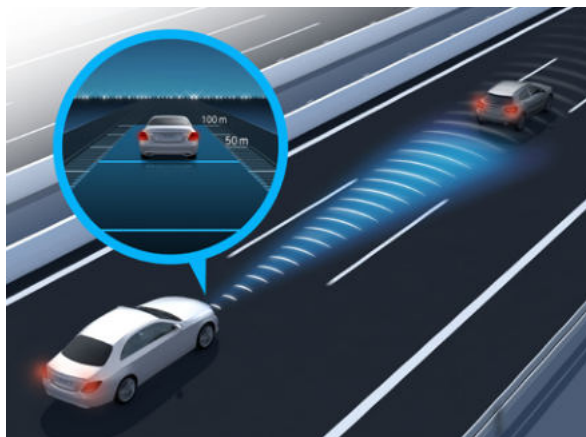
Metallic paint is a no cost option for PHEV models only. MANUFAKTUR paint not included.

# Driving Assistance package Plus

The Driving Assistance package Plus<sup>1</sup> contains a range of highly intelligent features to help you stay safe on the road – by making the drive more effortless, by warning of danger, and by taking steps to protect you in an emergency.

**Driving Assistance package Plus<sup>1</sup>** (code P20) – designed and priced as a package, including items as listed.

**Total price from\* €4,121**



**Active Blind Spot Assist** can warn the driver of vehicles in the blind spot during a lane change and can help to avoid a collision by means of one sided braking intervention.

**Active Braking Assist with cross** traffic function can help to avoid accidents with vehicles ahead, crossing traffic and also pedestrians, and/or mitigate their consequences.

**Active Distance Assist DISTRONIC** relieves the strain on the driver and provides support in both flowing and stop and go traffic. The intelligent system controls the distance from the vehicle in front, adapts the driving speed to what is happening en route and takes on the demanding task of following a queue or traffic jam

**Active Lane Change Assist** supports you by bringing you into the parallel lane if there is space when changing lanes.

**Active Speed Limit Assist** helps you to observe the stipulated maximum permissible speed, even in unclear situations. A camera detects maximum permissible speeds, which Active Distance Assist DISTRONIC automatically adopts and sets as the speed for enhanced safety and comfort when driving.

**Evasive Steering Assist** can support the driver in making evasive manoeuvres if, in a dangerous situation, he/she moves to avoid any pedestrian detected by the system

**PRE SAFE®** can prepare the occupants for a side on collision and reduce the risk of injury. Like a bodyguard, it pushes the driver or front passenger away from the danger zone towards the inside.

**PRE SAFE® PLUS** when a rear end collision threatens, PRE SAFE PLUS can initiate preventive measures, including warning following traffic and locking the brakes on standstill.

<sup>1</sup>Our driver assistance and safety systems are aids and do not relieve you of your responsibility as the driver. Please take note of the information in the Owner's Manual and the system limits which are described therein

\*Price, components and availability subject to vehicle specification

# Trailer coupling with ESP® trailer stabilisation

**Trailer coupling with ESP trailer stabilisation** (code 550)

**Available on all models**

**Total Price from\* €1,654**

Expand your transport options: with this practical equipment you can hitch up both trailers or caravans and also mount cycle racks. The trailer coupling is ready for use in no time at all – and can be folded in again behind the rear bumper just as quickly when it is no longer needed.

Operating safety is the top priority: to fold out the trailer coupling, you must first unlock it via the control button in the boot. As soon as the button light goes out, the trailer coupling is correctly engaged and is therefore ready for use.

Even when driving you can benefit from a comprehensive safety concept: the ESP® trailer stabilisation is able to intervene automatically in critical situations when driving with a trailer. The associated sensor system detects the trailer independently as soon as the electric plug is connected to your vehicle.

The ESP® stabilisation functions are automatically active from a speed of 40 mph. When undesired oscillating motions are detected, the Trailer Stability Assist actively dampens these with the aid of alternate brake actuation of each individual wheel. In most cases this is already sufficient to reduce dangerous oscillations. If necessary, the system additionally reduces the speed: for this, the engine torque is reduced and the vehicle is braked via all four wheels.



\*Price and availability subject to vehicle specification

# Technical data

● Standard    – Not available

Model	GLC 220 d 4MATIC		GLC 300 d 4MATIC	GLC 300 4MATIC
Engine				
Fuel delivery	Diesel		Diesel	Petrol
Total displacement	cc	1,993	1,993	1,999
Arrangement/cylinders/valves	in-line/4/16		in-line/4/16	in-line/4/16
Power <sup>1</sup>	hp (kW) at rpm			
Combustion engine		197 (145)/3,600	269 (198)/4,200	258 (190)/5,800
Electric motor Mild		–	–	–
hybrid drive		22 (17)	22 (17)	22 (17)
Torque <sup>1</sup>	Nm at rpm			
Combustion engine		440/1,800–2,800	550/1,800–2,200	400/2,000–3,200
Electric motor		–	–	–
Compression ratio		15.5:1	15.5:1	10.0:1
Equivalent All-Electric Range (EAER) <sup>2</sup>	mi	–	–	–
Battery type (capacity)	kWh	–	–	–
Power consumption, combined <sup>2,3</sup>	kWh/100 km	–	–	–
Charging time				
Wallbox (11 kW AC) 10–100% <sup>4</sup>		–	–	–
Capacity on-board charger	kW	–	–	–
Emissions standard	EURO 6D-ISC-FCM		EURO 6D-ISC-FCM	EURO 6D-ISC-FCM
Transmission				
9G-TRONIC PLUS 9-speed automatic	●		●	●

<sup>1</sup>Figures according to Directive 80/1269/EEC in the currently applicable version <sup>2</sup>The indicated values were determined according to the prescribed measurement method – Worldwide Harmonised Light Vehicle Test Procedure (WLTP). Figures shown may include options which are not available in the Ireland. For Plug-in Hybrid Electric Vehicle (PHEV) figures determined with the battery fully charged, using a combination of both battery power and fuel. These models require mains electricity for charging <sup>3</sup>The certified electrical consumption is generally determined at maximum AC charging capacity using a Mode 3 cable. It is therefore recommended that vehicles with a HV battery preferably be charged at a wallbox or an AC charging station with a Mode 3 cable in order to achieve shorter charging times and improved charging efficiency <sup>4</sup>Specified voltage and current values refer to network infrastructure and can be limited by the vehicle. Times are from 10– 100% charge using a wallbox (three-phase) or standard socket (single-phase)

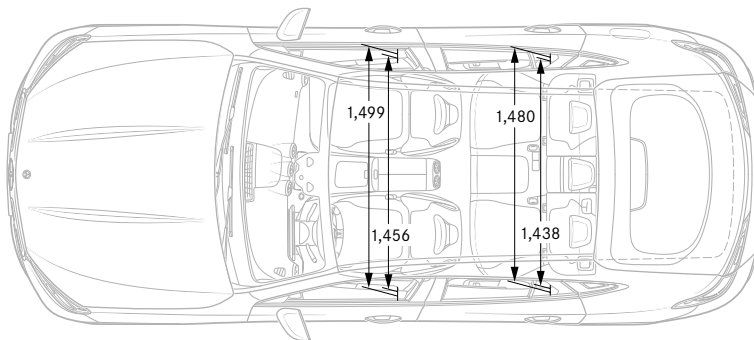
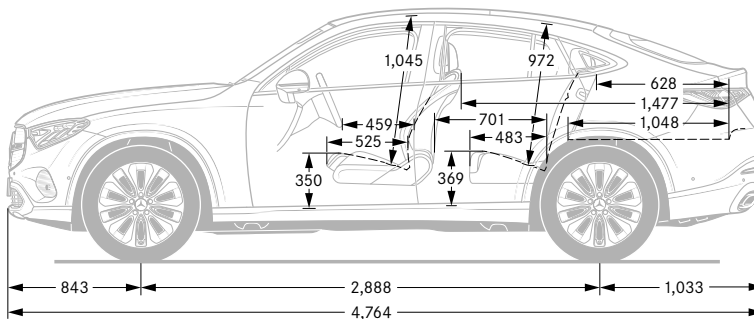
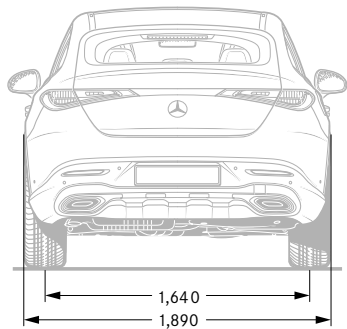
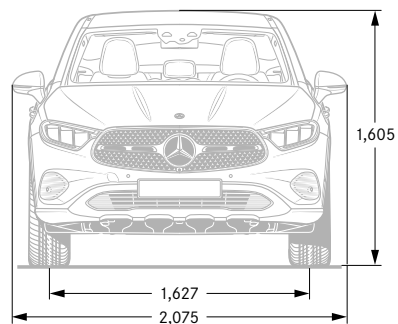


# Technical data

Model		GLC 220 d 4MATIC	GLC 300 d 4MATIC	GLC 300 4MATIC
Performance				
Acceleration 0–62 mph	sec	8.1	6.4	6.3
Top speed	km/h	225	249	246
Weights and capacities				
Kerb weight <sup>5</sup>	kg	2,020	2,045	1,945
Perm. Gross Vehicle Weight	kg	2,550	2,570	2,510
Boot capacity – seats up/seats down	l	545/1,490	545/1,490	545/1,490
Towing capacity – unbraked/braked	kg	750/2,500	750/2,500	750/2,400
Fuel tank capacity/of which reserve	l	62/7	62/7	62/7
Turning circle	m	11.8	11.8	11.8
Fuel consumption <sup>6,7,8</sup>				
Combined (consumption dependent on chosen optional equipment)	l/100 km mpg	5.4 52.3	5.8–5.7 48.7–49.6	7.6–7.5 37.2–37.7


<sup>5</sup>Mass of the vehicle in running order with at least 90% full fuel tank, plus the mass of the driver (estimated by law at 75 kg), fuel and fluids, equipped with the standard equipment as specified by the manufacturer as well as, where applicable, the mass of the body, cab, trailer coupling and spare wheel(s) as well as tools. Optional extras, additional equipment and accessories can influence the weight, residual payload, rolling resistance, aerodynamics, etc., and therefore also affect the consumption/CO<sub>2</sub> values <sup>6</sup>All figures are based on a standard specification with the smallest tyre size <sup>7</sup>The choice of wheels and transmission may affect CO<sub>2</sub> emissions and corresponding Road Fund Licence <sup>8</sup>The indicated values were determined according to the prescribed measurement method – Worldwide Harmonised Light Vehicle Test Procedure (WLTP). Figures shown may include options which are not available in Ireland.

## GLC Coupé





# Mercedes me

Welcome to your Mercedes-Benz world.

Imagine if ...you could connect with your Mercedes-Benz? With Mercedes me connect, you can! Mercedes me connect offers you new connectivity services that make driving more comfortable and incorporates your car into your personal lifestyle.

## Standard Services

- Maintenance Management
- Telediagnosics
- Breakdown Management
- Accident Recovery
- Mercedes-Benz Emergency Call System

## Remote Online Services<sup>1</sup>

- Remote Retrieval of Vehicle Status (fuel level, tyre pressure etc.)
- Parked Vehicle Locator
- Vehicle Tracker
- Geofencing
- Door lock / unlock function





Getting connected is easy. Just set up your Mercedes me account and get in touch with your Mercedes-Benz dealer to connect your vehicle to your profile to access your Mercedes me connect services.


Contact your dealer to get connected, or go to [www.mercedes.me](http://www.mercedes.me) for more details.





Follow us on the following social media channels:

 [facebook.com/MercedesBenzCarsIreland](https://facebook.com/MercedesBenzCarsIreland)

 [instagram.com/mercedesbenz\\_cars\\_ireland](https://instagram.com/mercedesbenz_cars_ireland)

 [linkedin.com/company/motor-distributors-ltd](https://linkedin.com/company/motor-distributors-ltd)

 [twitter.com/MercedesBenzIre](https://twitter.com/MercedesBenzIre)

 [youtube.com/mercedes-benzireland](https://youtube.com/mercedes-benzireland)

Motor Distributors Ltd.  
Naas Road  
Dublin 12  
Ireland  
[www.mercedes-benz.ie](http://www.mercedes-benz.ie)

Information correct at time of going to print. Prices and specifications are subject to change without prior notice. Prices quoted do not include dealer and delivery related charges. Images are for illustrative purposes only, actual product may vary. For more specific information in relation to the range of models, features, optional extras, colours and services available please speak to your local authorised Mercedes-Benz dealer.