



The CLA Coupé and Shooting Brake

Price List as of 1st July to 31st August 2022

Mercedes-Benz



Welcome

At Mercedes-Benz we appreciate the importance of detail. Over the following pages you'll find model prices and a breakdown of standard and optional equipment, as well as details of the attractive finance offers and benefits that are available to every Mercedes-Benz driver.

We have highlighted some of the best styling features both inside and out, some of the new technology features and some body styling options which all combine to give you a unique driving experience. To experience a full listing of what is available; please speak directly to your local Mercedes-Benz Dealer.

Of course, some things have to be experienced to be truly appreciated, such as the qualities that set a Mercedes-Benz apart, which is why we'd like to invite you for a test drive at your local Mercedes-Benz Dealership. Discover the location and the contact details of your local Mercedes-Benz Dealership at **www.mercedes-benz.ie**









Some of the model features, optional extras and colours shown may not be available, or may only be available in a different specification.

Price List Coupé

Petrol

Model Description	Wheel size	CO2	VRT Rate	Road Tax	CC	BHP	Price*
CLA 180 Coupé A/T Progressive	18"	136-140	20.00%	€210	1332	136	€46,560
CLA 180 Coupé A/T AMG Line	18"	136-140	20.00%	€210	1332	136	€48,788
CLA 200 Coupé A/T Progressive	18"	136-140	20.00%	€210	1332	163	€50,070
CLA 200 Coupé A/T AMG Line	18"	136-140	20.00%	€210	1332	163	€52,298
CLA 200 Coupé 4MATIC Progressive	18"	146-150	25.00%	€270	1332	163	€56,310
CLA 200 Coupé 4MATIC AMG Line	18"	146-150	25.00%	€270	1332	163	€58,671
CLA 250 Coupé A/T Progressive	18"	151-155	27.50%	€280	1991	224	€61,485
CLA 250 Coupé A/T AMG Line	18"	151-155	27.50%	€280	1991	224	€63,919
CLA 250 Coupé 4MATIC Progressive	18"	151-155	27.50%	€280	1991	224	€61,685
CLA 250 Coupé 4MATIC AMG Line	18"	156-170	30.00%	€280	1991	224	€66,151
Mercedes-AMG CLA 35 Coupé 4MATIC	18"	171-190	35.00%	€600	1991	306	€77,460
Mercedes-AMG CLA 45 S Coupé 4MATIC	19"	191 +	41.00%	€790	1991	421	€107,130

Petrol Plug-In Hybrid

Model Description	Wheel size	CO2	VRT Rate	Road Tax	CC	BHP	Price*
CLA 250 e Coupé Progressive Premium	18"	0-50	7.00%	€140	1332	**	€49,790
CLA 250 e Coupé AMG Line Premium	18"	0-50	7.00%	€140	1332	**	€52,360
** 1,332cc, 4-cylinder, 160hp - Electric Motor 102hp. System Output 218hp.							

*Prices applicable to all models registered from 01st July to 31st August 2022 . Subject to availability. Terms & Conditions apply. Prices quoted do not include dealer and delivery related charges.

Owing to supply shortages, options for vehicles may be temporarily restricted, resulting in modified vehicle and/or package pricing . Regularly updated information on this issue is available from Mercedes-Benz dealers.

Price List Coupé

Diesel

Model Description	Wheel size	CO2	VRT Rate	Road Tax	CC	BHP	Price*
CLA 180 d Coupé A/T Progressive	18"	131-135	19.25%	€210	1950	116	€48,110
CLA 180 d Coupé A/T AMG Line	18"	131-135	19.25%	€210	1950	116	€50,319
CLA 200 d Coupé A/T Progressive	18"	126-130	17.50%	€200	1950	150	€48,755
CLA 200 d Coupé A/T AMG Line	18"	131-135	19.25%	€210	1950	150	€51,914
CLA 200 d Coupé 4MATIC Progressive	18"	131-135	19.25%	€210	1950	150	€52,235
CLA 200 d Coupé 4MATIC AMG Line	18"	136-140	20.00%	€210	1950	150	€54,903
CLA 220 d Coupé A/T Progressive	18"	126-130	17.50%	€200	1950	190	€54,050
CLA 220 d Coupé A/T AMG Line	18"	131-135	19.25%	€210	1950	190	€57,314
CLA 220 d Coupé 4MATIC Progressive	18"	131-135	19.25%	€210	1950	190	€56,400
CLA 220 d Coupé 4MATIC AMG Line	18"	136-140	20.00%	€210	1950	190	€59,103

*Prices applicable to all models registered from 01st July to 31st August 2022 . Subject to availability. Terms & Conditions apply. Prices quoted do not include dealer and delivery related charges.

Owing to supply shortages, options for vehicles may be temporarily restricted, resulting in modified vehicle and/or package pricing . Regularly updated information on this issue is available from Mercedes-Benz dealers.

Price List Shooting Brake

Petrol

Model Description	Wheel size	CO2	VRT Rate	Road Tax	CC	BHP	Price*
CLA 180 Shooting Brake A/T Progressive	18"	136-140	20.00%	€210	1332	136	€48,250
CLA 180 Shooting Brake A/T AMG Line	18"	136-140	20.00%	€210	1332	136	€50,478
CLA 200 Shooting Brake A/T Progressive	18"	136-140	20.00%	€210	1332	163	€52,065
CLA 200 Shooting Brake A/T AMG Line	18"	136-140	20.00%	€210	1332	163	€54,293
CLA 250 Shooting Brake A/T Progressive	18"	156-170	30.00%	€280	1991	224	€65,940
CLA 250 Shooting Brake A/T AMG Line	18"	156-170	30.00%	€280	1991	224	€68,451
CLA 250 Shooting Brake 4MATIC Progressive	18"	156-170	30.00%	€280	1991	224	€65,965
CLA 250 Shooting Brake 4MATIC AMG Line	18"	156-170	30.00%	€280	1991	224	€68,476
Mercedes-AMG CLA 35 Shooting Brake 4MATIC	18"	171-190	35.00%	€600	1991	306	€76,810
Mercedes-AMG CLA 45 S Shooting Brake 4MATIC	19"	191 +	41.00%	€1,250	1991	421	€106,230

Petrol Plug-In Hybrid

Model Description	Wheel size	CO2	Tax Band	Road Tax	CC	BHP	Price*
CLA 250 e Shooting Brake Progressive Premium	18"	0-50	7.00%	€140	1332	**	€51,135
CLA 250 e Shooting Brake AMG Line Premium	18"	0-50	7.00%	€140	1332	**	€53,705
** 1,332cc, 4-cylinder, 160hp - Electric Motor 102hp. System Output 218hp.							

*Prices applicable to all models registered from 01st July to 31st August 2022 . Subject to availability. Terms & Conditions apply. Prices quoted do not include dealer and delivery related charges.

Owing to supply shortages, options for vehicles may be temporarily restricted, resulting in modified vehicle and/or package pricing . Regularly updated information on this issue is available from Mercedes-Benz dealers.

Price List Shooting Brake

Diesel

Model Description	Wheel size	CO2	Tax Band	Road Tax	CC	BHP	Price*
CLA 180 d Shooting Brake A/T Progressive	18"	131-135	19.25%	€210	1950	116	€49,455
CLA 180 d Shooting Brake A/T AMG Line	18"	136-140	20.00%	€210	1950	116	€52,103
CLA 200 d Shooting Brake A/T Progressive	18"	131-135	19.25%	€210	1950	150	€51,730
CLA 200 d Shooting Brake A/T AMG Line	18"	131-135	19.25%	€210	1950	150	€53,939
CLA 220 d Shooting Brake A/T Progressive	18"	131-135	19.25%	€210	1950	190	€57,275
CLA 220 d Shooting Brake A/T AMG Line	18"	131-135	19.25%	€210	1950	190	€59,484
CLA 220 d Shooting Brake 4MATIC Progressive	18"	136-140	20.00%	€210	1950	190	€59,565
CLA 220 d Shooting Brake 4MATIC AMG Line	18"	136-140	20.00%	€210	1950	190	€61,793

*Prices applicable to all models registered from 01st July to 31st August 2022 . Subject to availability. Terms & Conditions apply. Prices quoted do not include dealer and delivery related charges.

Owing to supply shortages, options for vehicles may be temporarily restricted, resulting in modified vehicle and/or package pricing . Regularly updated information on this issue is available from Mercedes-Benz dealers.



CLA

Technology

Mercedes-Benz User Experience (MBUX)

Transforming the in-car user experience, thanks to MBUX: Controlled via voice or touch input, the innovative infotainment system can over time even predict personal habits thanks to artificial intelligence.

Multi-gesture touchpad control



MBUX multimedia system with DAB digital radio



Voice control

- Activated by the keywords “Hey Mercedes”, the new intelligent voice control LINGUATRONIC¹ lets you control many of the infotainment functions, including destination input, phone calls or music selection
- MBUX is able to understand different accents and will adjust to you over time
- MBUX even understands indirect commands. Feeling chilly? Just say “I feel cold” and MBUX will adjust the temperature for you

Personalisation

- Turn the CLA into your very own Mercedes-Benz by personalising driving modes, radio stations and much more
- Your personal settings can be saved in up to seven different profiles, making your driving experience the best one possible
- Thanks to artificial intelligence, MBUX is able to learn and adapt over time. It will be able to predict your personal habits, such as navigation for frequently-driven routes, or the radio station you like to listen to on your way home from work

Touch inputs

- Beside voice control you can operate MBUX via touchscreen, the touchpad on the centre console, as well as touch control buttons on the steering wheel
- The touchpad recognises your handwriting should you wish to enter addresses or phone numbers silently

Maintenance and service

- Wondering when the next service is due? Or how much further you can drive until you need to stop at a petrol station? Just ask your MBUX – it will tell you the answer

¹LINGUATRONIC off-board functions are currently only available for three years


Mercedes me connect

Stay connected any time, anywhere.

Mercedes me is a range of innovative online services designed to enhance your Mercedes-Benz experience. Accessible via mobile, tablet or PC, Mercedes me lets you enjoy the highest standards of care and support, in a way that integrates seamlessly with your busy lifestyle.

Safety and Service – Mercedes me connect helps to keep you and your car safe

Check your cars oil level, tyre pressure and fuel from your phone so you'll be ready for every journey.



Live Traffic Information, Parked Vehicle Locator and much more with Mercedes Me


Forgot where you've parked? Parked Vehicle Locator¹ will show you exactly where your car is as long as you're in a 1.5 km radius of where you parked. Real-time traffic data and dynamic route with shorter journey times.

For more information speak to your local Retailer or visit the Mercedes me connect store at <https://www.mercedes-benz.ie/passengercars/being-an-owner/mercedes-me-connect.html>

Mercedes me

Comfort – connect to your car anytime, anywhere

Forgot to lock your car? With Remote Car Lock² you will receive a notification on your smartphone to let you know. With one tap, you can lock and unlock your vehicle so you never have to worry.



¹Available on all models with the Vehicle Monitoring package. This option may vary between standard and additional cost dependent on the model ²Part of the Vehicle Status package. This option may vary between standard and additional cost dependent on the model Images shown are for illustration purposes only

< >

CLA

Plug-in Hybrid



Plug-in Hybrid Electric Vehicle (PHEV) The CLA 250 e.

Plug-in hybrid vehicles enjoy the same functionality of full Hybrid technology, with the added benefit that they can be charged from an external electricity source.

CLA 250 e
Petrol – 1,332 cc, 4-cylinder, 160 hp/118 kW
Electric motor – 102 hp/75 kW

Available as:
Progressive & AMG Line



Some of the model features, optional extras and colours shown may not be available, or may only be available in a different specification.

Standard equipment	
Premium Package consisting of Ambient-lighting, Armrest in Rear, Digital Instrument Cluster, Illuminated Door Sills, Mirror Package, Hard-disc Navigation, THERMOTRONIC & Smartphone Integration	
Acoustic ambient protection – the tone pitch changes depending on the driving conditions. You can therefore also differentiate whether you are braking or accelerating. Above 30 kph, the system is basically deactivated since wind and tyre noise tend to dominate at higher speeds	
Charging cable – Mode 2 cable (5 meters, straight), 3-pin plug, for household sockets up to 2.3 kW	
Charging cable – Mode 3 cable (4 meters, straight) for wallbox and public charging stations	
Charging socket	
Charging system – AC charging system rated at 7.4kW	
Comfort suspension	
Pre-entry climate control	
Radar-based recuperation	
Remote and Charging Services	
Technical details	
Equivalent All-Electric Range (EAER) ¹	Coupé 71 km; Shooting Brake 68 km
AC charging time, 10–100% ²	5 hrs 30 mins at a domestic socket ³ 1 hr 45 min / 3 hrs 15 mins at a wallbox
Range power consumption, combined ^{1,4}	Coupé: 15.2–14.7 kWh/100 km Shooting Brake: 15.5–14.8 kWh/100 km
Battery type (usable)	lithium-ion (10.6 kWh)
Capacity on-board charger	7.4kW

1. The indicated values were determined according to the prescribed measurement method – Worldwide Harmonised Light Vehicle Test Procedure (WLTP). Figures shown may include options which are not available in Ireland. For Plug-in Hybrid Electric Vehicle (PHEV) figures determined with the battery fully charged, using a combination of both battery power and fuel. These models require mains electricity for charging. 2. Specified voltage and current values refer to network infrastructure and can be limited by the vehicle. Times are from 10–100% charge using a wallbox (three-phase) or standard socket (single-phase). 3. If you are planning to charge your Mercedes-Benz plug-in electric vehicle using a 3-pin domestic plug socket you must get a qualified electrician to inspect and sign off the socket to confirm it is safe and suitable to charge your vehicle. Do not use an electric vehicle 3-pin charge cable with an extension cord. 4. The certified electrical consumption is generally determined at maximum AC charging capacity using a Mode 3 cable. It is therefore recommended that vehicles with a HV battery preferably be charged at a wallbox or an AC charging station with a Mode 3 cable in order to achieve shorter charging times and improved charging efficiency.

CLA Model lines overview



Progressive Coupé



Progressive Shooting Brake

CLA Model lines overview



AMG Line Coupé



AMG Line Shooting Brake

CLA Progressive Coupé & Shooting Brake



Engine, Transmission and Suspension
Cruise Control with Limiter
DYNAMIC SELECT with a choice of driving modes: Eco, Comfort, Sport and Individual

Exterior
18-inch multi-spoke light-alloy wheels painted in himalayas grey and with a high-sheen finish,
Chrome weather strip
EASY-PACK power tailgate (Shooting Brake Only)
LED High Performance headlamps with integrated LED daytime running lights





Interior

- 180° Reversing Camera inc. Parking package with parking guidelines, 180° view, front and rear sensors
- Air conditioning – THERMATIC single-zone climate control
- Comfort seats – ensure good long-distance comfort; extensively adjustable for length, height and seat surface angle
- Heated front seats with three settings
- KEYLESS-GO starting function
- Luggage nets on driver and front-passenger backrests
- Multifunction sports steering wheel in leather, black topstitching and black bezel
- Speed-sensitive power steering

Communications, Safety and Assistance Systems

- 7-inch digital instrument display; 10.25-inch High Resolution Media Display
- Active Brake Assist – forward collision warning system with autonomous braking intervention
- Active Lane Keeping Assist – warns you by means of steering wheel vibrations if you inadvertently drive over road markings. The system can also intervene actively by means of one-sided braking
- ATTENTION ASSIST – monitors steering behaviour and can help alert you to long journey fatigue
- MBUX multimedia system including “Hey Mercedes” and DAB digital radio
- Speed Limit Assist – detects the speed limit and displays it in the instrument cluster
- Touchpad
- USB interface in oddments tray and two USB (type C) interfaces in centre console

Trim and Upholstery

- ARTICO leather, black / anthracite (101A)
- Trim - Carbon-fibre-look (H59)



CLA AMG Line Coupé & Shooting Brake



Option shown Iridium Silver Metallic.



In addition to/replacement of Progressive Exterior

18-inch AMG 5-spoke light-alloy wheels, aerodynamically optimised, painted in tremolite grey and with a high-sheen finish

AMG bodystyling consisting of AMG front apron with front splitter, AMG side sill panels and AMG rear apron and visible exhaust tailpipes

Lowered Comfort Suspension¹



1. Not available for PHEV models



In addition to/replacement of Progressive Interior

AMG brushed stainless steel sports pedals with rubber studs

AMG Floor Mats

Closing handles in galvanised silver

Galvanised steering-wheel gearshift paddles (automatic only)


Sports seats – optimise lateral support for dynamic driving and at the same time provide comfort for everyday use

Three-spoke multifunction sport steering wheel in nappa leather with flattened bottom section and perforated grip area




Trim and Upholstery

DINAMICA with contrasting stitching in red




ARTICO man-made leather/DINAMICA microfibre black with contrasting stitching in red.




Upholsteries

Progressive



ARTICO man-made leather black (101)

Standard



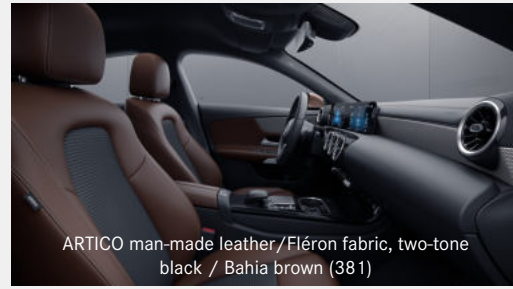
ARTICO man-made leather / Fléron fabric black (321)

No Cost Option



ARTICO man-made leather / Fléron fabric macchiato beige / black (325)

No Cost Option




ARTICO man-made leather / Fléron fabric, two-tone black / Bahia brown (381)

No Cost Option



ARTICO man-made leather macchiato beige / black (105)

Option




Leather black (201)

Option (Requires Leather Package)



Leather macchiato beige / black (205A)

Option (Requires Leather Package)



ARTICO man-made leather black (111)

Option (Requires Sports Seat)

Upholsteries

Progressive




ARTICO man-made leather, sports seat macchiato beige / black (115A)

Option (Requires Sports Seat)



Leather black (211)

Option (Requires Leather Package + Sports Seat)




Leather bahia brown / black (204A)

(Requires Leather Package + Sports Seat)


Upholsteries

AMG Line



ARTICO man-made leather / DINAMICA black (651)

Standard



ARTICO man-made leather neva grey / black (159)

Option



ARTICO man-made leather macchiato beige / black (115)

Option



ARTICO man-made leather black (111A)

Option



Leather, two-tone titanium grey pearl / black (258A)

Option (Requires AMG Leather Package)



Leather, two-tone classic red / black (257)

Option (Requires AMG Leather Package)

Trim options

Progressive Line



Carbon-fibre look trim (H59)

Standard



Trim in dark carbon-fibre look (H55)

No Cost Option



Light linear-grain aluminium trim (H45)

Option



Brown open-pore walnut wood trim(H23)

Option



Black open-pore linden wood trim(H15)

Option



Light longitudinal-grain aluminium trim(H44)

Option

Trim options

AMG Line



ARTICO man-made leather / DINAMICA microfibre - black (651A)

Standard



Black open-pore linden wood trim(H15)

Option



Light longitudinal-grain aluminium trim(H44)

Option



Light linear-grain aluminium trim (H45)

Option

Wheel options

Progressive



Standard (18-inch) multi-spoke light-alloy wheels (04R)



No Cost Option (18-inch) 5-spoke light-alloy wheels (R67)

AMG Line



Standard (18-inch) AMG 5-twin-spoke light-alloy wheels (RQS)



Option (18-inch) AMG 5-twin-spoke light-alloy wheels (RQT)



Option (19-inch) AMG multi-spoke light-alloy wheels (RVG)



Option (19-inch) AMG multi-spoke light-alloy wheels (RVK)

RQT + RVG + RVK also available as an option for Progressive

Colour options

Non-metallic



Night Black (696U) Standard



Polar White (149U) Option



Sun Yellow (914U) Option

Metallic



Digital White (144U) Option



Cosmos Black (191U) Option



Denim Blue (667U) Option



Iridium Silver (775U) Option



Mountain Grey (787U) Option



Rosé Gold (817U) Option

MANUFAKTUR



MANUFAKTUR Mountain Grey MAGNO (662U)¹ Option



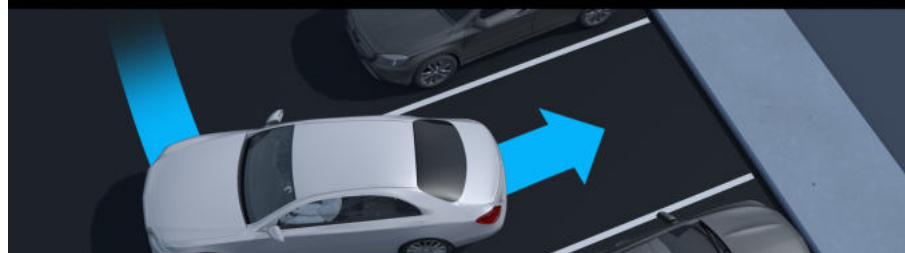

MANUFAKTUR Patagonia Red (993U) Option

¹ magno matt paint finishes require extra care. Please refer to the Owner's Manual for instructions

Please note that, owing to limitations of on-screen representation, paint colours may differ from those shown

Standard Equipment

- 18-inch Alloy Wheels
- 10.25-inch Media display
- Active Brake Assist
- Active Lane Keeping Assist
- Communications module (LTE) for the use of Mercedes me connect services
- Digital radio
- DYNAMIC SELECT
- EASY-PACK power tailgate (Shooting Brake Only)
- Heated front seats
- LED High Performance headlamp
- MBUX multimedia system
- Parking Package with PARKTRONIC inc Reversing Camera + Parking Sensors
- Preinstallation for digital key transfer
- Preinstallation for Live Traffic Information
- Seat Comfort package
- Speed Limit Assist
- Stowage compartment in centre console with retractable cover
- Sun visor with illuminated vanity mirror
- THERMATIC automatic climate control
- Touchpad
- Velour floor mats
- Windscreen wipers with rain sensor



Advanced Plus Package

From¹ €2,181

- **Armrest in rear compartment:**

With the armrest in the rear you can provide your passengers with a particularly relaxed seating position. Their ride comfort is also enhanced thanks to two integral cup holders for drinks.

- **Ambient Lighting in 64 Colours:**

Showcase the interior according to your personal preferences or current mood. The 64 colours of the ambient lighting create fascinating colour schemes, for example in the illuminated air vents, doors or the dashboard.

- **Digital Instrument Display (10.25-inch):**

You experience the entire range of digital display possibilities. The large, high-resolution 10.25-inch display is individually configured by you – for example in the classic form, with the speedometer on the left and the rev counter on the right. Visually impressive and easy to read: travel and driving assistance information is superimposed using the full display area.

- **Mirror package:**

You can fold in the exterior mirrors electrically and thus make your car slimmer at the press of a button. Small parking spaces suddenly become big enough. Importantly, this also protects you from annoying damage. The driver's exterior mirror and the rear-view mirror are also able to register headlamp dazzle from the rear and dim automatically.



¹Price and availability subject to vehicle specification

Owing to supply shortages, options for vehicles may be temporarily restricted, resulting in modified vehicle and/or package pricing. Regularly updated information on this issue is available from Mercedes-Benz dealers.

Premium Package

From¹ €4,456

(Standard Equipment for PHEV models)

In addition to/replacement of Advanced Plus Package components

- **Illuminated Door Sills:**
Even getting in and out becomes an experience in itself. As part of this, the high-quality stainless steel sill panels are illuminated with "Mercedes-Benz" lettering.
- **Hard-disc Navigation:**
Save time thanks to fast hard-disc navigation with flexible options for entries via touch control or voice input
- **THERMOTRONIC:**
The THERMOTRONIC controls the individual temperature in two zones. The activated charcoal filter works very efficiently, and as well as particulate matter it also eliminates harmful substances and unpleasant odours. Your health will thank you for it.



¹Price and availability subject to vehicle specification
Owing to supply shortages, options for vehicles may be temporarily restricted, resulting in modified vehicle and/or package pricing . Regularly updated information on this issue is available from Mercedes-Benz dealers.

Premium Plus Package

From¹ €8,216

In addition to/replacement of Premium Package components

- **Head-up Display**
Ideal prospects for sporty driving fun and a superior driving experience: the head-up display transforms your windscreen into an exciting digital cockpit. This means you always have a direct view of key information. Your full attention remains on the road and the traffic conditions in front of you
- **MBUX Interior-Assist:**
Enjoy contactless ease of operation: this innovative system detects and interprets your hand and arm movements. This means you can activate selected functions in a matter of seconds. The system is able to differentiate between driver and front passenger – so that you reach precisely the menus you wish to use.
- **Parking Package with 360-degree camera:**
Park with peace of mind. The all-round visibility thanks to the 360 degree camera including a virtual birds-eye view is particularly impressive.
- **MULTIBEAM LED Headlights:**
For your perfect vision: the adaptive MULTIBEAM LED headlamps with individually controllable LEDs react to the traffic situation. Partial main beam omits other road users without dazzling them. And the cornering light and active light functions illuminate the field of vision optimally so that you can detect dangers sooner.
- **Surround Lighting with Projection of Brand Logo:**
An attractive eye-catching feature in dark surroundings. The additional light also makes it more convenient for you when getting in and out.



¹Price and availability subject to vehicle specification
Owing to supply shortages, options for vehicles may be temporarily restricted, resulting in modified vehicle and/or package pricing. Regularly updated information on this issue is available from Mercedes-Benz dealers.

Night Package

From¹ €868

The Night Package adds further attractive features. With the aesthetic highlights on the exterior your car reinforces its sportiness and individuality. Numerous elements are finished in high-gloss black.

Components of the Night package:

- 18-inch AMG 5-spoke light-alloy wheels, aerodynamically optimised, painted in black with a high-sheen finish (AMG Line).
- 18-inch 5-spoke light-alloy wheels, painted in high-gloss black with a high-sheen finish (Progressive)
- Beltline trim strip and window line trim in high-gloss black
- Exterior mirror housings in high-gloss black
- Front splitter with insert in high-gloss black
- Heat-insulating dark-tinted glass starting from the B-pillar
- Rear apron with trim strip in high-gloss black plus diffuser insert in high-gloss black
- Single louvre in the radiator grille in high-gloss black



¹Price and availability subject to vehicle specification

Optional Equipment

	Price from ¹
Dark tinted windows	€578
Hard Disc Navigation	€1,061
Heated Steering Wheel	€308
Load compartment Package	€290
Navigation Connectivity Package	€1,254
Panoramic Sunroof	€1,976
Partition Net	€290
Rear sidebags	€723
Smartphone Integration	€578
Traffic Sign Assist	€569
Urban Guard	€849
Urban Guard Plus	€1,235



¹Price and availability subject to vehicle specification
Owing to supply shortages, options for vehicles may be temporarily restricted, resulting in modified vehicle and/or package pricing . Regularly updated information on this issue is available from Mercedes-Benz dealers.

Technical data Coupé

● Standard – Not available

Model	CLA 180	CLA 200	CLA 250	CLA 250 e	Mercedes-AMG CLA 35 4MATIC	Mercedes-AMG CLA 45 S 4MATIC+	CLA 220 d
Engine							
Fuel delivery	Petrol	Petrol	Petrol	Petrol	Petrol	Petrol	Diesel
Total displacementcc	1,332	1,332	1,991	1,332	1,991	1,991	1,950
Arrangement/cylinders/valves	in-line/4/16	in-line/4/16	in-line/4/16	in-line/4/16	in-line/4/16	in-line/4/16	in-line/4/16
Power ¹ hp (kW) at rpm							
Combustion engine	136 (100)/5,500	163 (120)/5,500	224 (165)/5,500	160 (118)/5,500	306 (225)/5,800	421 (310)/6,750	190 (140)/3,800
Electric motor	–	–	–	102 (75)/2,500	–	–	–
System output	–	–	–	218 (160)	–	–	–
Torque ¹ Nm at rpm							
Combustion engine	200/1,460–4,000	250/1,620–4,000	350/1,800–4,000	250/1,620–4,000	400/3,000–4,000	500/5,000–5,250	400/1,600–2,600
Electric motor	–	–	–	300/2,000	–	–	–
System output	–	–	–	450	–	–	–
Compression ratio	10.6:1	10.6:1	10.0:1	10.0:1	10.0:1	9.0:1	15.5:1
Equivalent All-Electric Range (EAER) ² km	–	–	–	71	–	–	–
Battery type (usable)kWh	–	–	–	Lithium-ion/10.6	–	–	–
Range power consumption, combined ^{2,3} kWh/100 km	–	–	–	15.2–14.7	–	–	–
AC charging time, 10–100% ⁴							
At a domestic socket ⁵	–	–	–	5 hrs 30 mins	–	–	–
At a wallbox	–	–	–	1 hr 45 mins/3 hrs 15 mins	–	–	–
Emissions standard	EURO 6D ISC-FCM	EURO 6D ISC-FCM	EURO 6D ISC-FCM	EURO 6D ISC-FCM	EURO 6D ISC-FCM	EURO 6D ISC-FCM	EURO 6D ISC-FCM
Transmission							
7G-DCT 7-speed automatic	●	●	●	–	●	–	–
8G-DCT 8-speed automatic	–	–	–	●	–	●	●

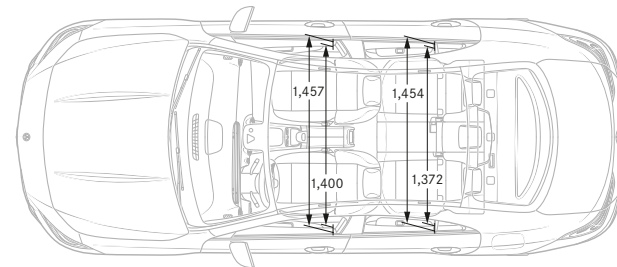
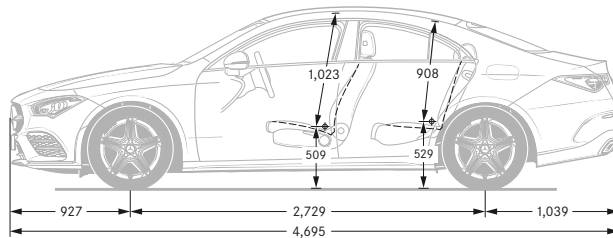
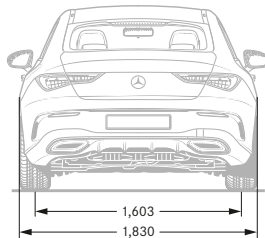
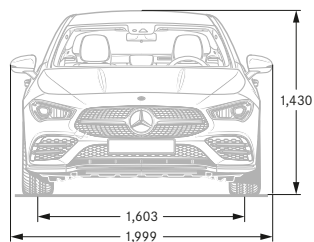
¹Figures according to Directive 80/1269/EEC in the currently applicable version. ²The indicated values were determined according to the prescribed measurement method – Worldwide Harmonised Light Vehicle Test Procedure (WLTP). Figures shown may include options which are not available in Ireland. For Plug-in Hybrid Electric Vehicle (PHEV) figures determined with the battery fully charged, using a combination of both battery power and fuel. These models require mains electricity for charging. ³The certified electrical consumption is generally determined at maximum AC charging capacity using a Mode 3 cable. It is therefore recommended that vehicles with a HV battery preferably be charged at a wallbox or an AC charging station with a Mode 3 cable in order to achieve shorter charging times and improved charging efficiency. ⁴Specified voltage and current values refer to network infrastructure and can be limited by the vehicle. Times are from 10–100% charge using a wallbox (three-phase) or standard socket (single-phase) ⁵If you are planning to charge your Mercedes-Benz plug-in electric vehicle using a 3-pin domestic plug socket you must get a qualified electrician to inspect and sign off the socket to confirm it is safe and suitable to charge your vehicle. Do not use an electric vehicle 3-pin charge cable with an extension cord

Technical data Coupé

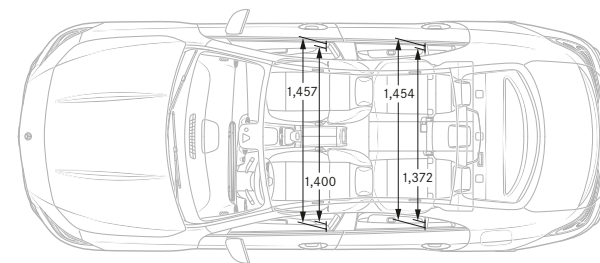
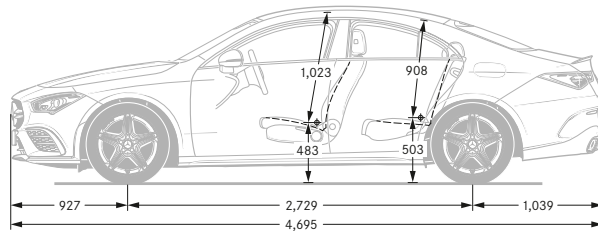
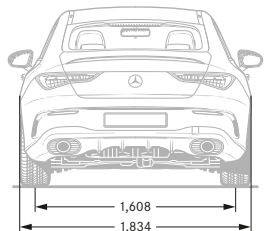
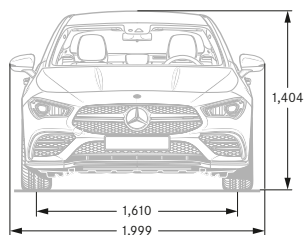
Model		CLA 180	CLA 200	CLA 250	CLA 250 e	Mercedes-AMG CLA 35 4MATIC	Mercedes-AMG CLA 45 S 4MATIC+	CLA 220 d
Performance								
Acceleration 0–100 kph	sec	9.0	8.5	6.3	6.8	4.9	4.0	7.1
Top speed (electric mode)	kph	216	229	250	240 (140)	250	270	244
Weights and capacities								
Kerb weight ⁶	kg	1,425	1,435	1,490	1,725	1,615	1,695	1,560
Perm. Gross Vehicle Weight	kg	1,945	1,950	2,025	2,200	2,115	2,175	2,065
Boot capacity	l	460	460	460	395	460	460	450
Towing capacity – unbraked/braked	kg	710/1,400	715/1,600	745/1,600	750/1,600	750/1,800	750/1,500	750/1,600
Fuel tank capacity/of which reserve	l	43/5	43/5	51/5	35/5	51/5	51/5	51/5
Turning circle	m	11.10	11.10	11.10	11.10	11.54	11.62	11.1
Fuel consumption ^{8,9,10}								
Combined (consumption dependent on chosen optional equipment)	l/100 km	6.1	6.2–6.1	6.8	6.4–6.3	8.5–8.1	8.9–8.8	5.1–5.0

6.Mass of the vehicle in running order with at least 90% full fuel tank, plus the mass of the driver (estimated by law at 75 kg), fuel and fluids, equipped with the standard equipment as specified by the manufacturer as well as, where applicable, the mass of the body, cab, trailer coupling and spare wheel(s) as well as tools. Optional extras, additional equipment and accessories can influence the weight, residual payload, rolling resistance, aerodynamics, etc., and therefore also affect the consumption/CO₂ values. 8. All figures are based on a standard specification with the smallest tyre size. 9.The choice of wheels and transmission may affect CO₂ emissions and corresponding VRT Rate.10. The indicated values were determined according to the prescribed measurement method – Worldwide Harmonised Light Vehicle Test Procedure (WLTP). Figures shown may include options which are not available in Ireland.

AMG Line model lines



Mercedes-AMG CLA 35 4MATIC model lines



Technical data Shooting Brake

● Standard – Not available

Model	CLA 180	CLA 200	CLA 250	CLA 250 e	Mercedes-AMG CLA 35 4MATIC	Mercedes-AMG CLA 45 S 4MATIC+	CLA 220 d
Engine							
Fuel delivery	Petrol	Petrol	Petrol	Petrol	Petrol	Petrol	Diesel
Total displacementcc	1,332	1,332	1,991	1,332	1,991	1,991	1,950
Arrangement/cylinders/valves	in-line/4/16	in-line/4/16	in-line/4/16	in-line/4/16	in-line/4/16	in-line/4/16	in-line/4/16
Power ¹ hp (kW) at rpm							
Combustion engine	136 (100)/5,500	163 (120)/5,500	224 (165)/5,500	160 (118)/5,500	306 (225)/5,800	421 (310)/6,750	190 (140)/3,800
Electric motor	–	–	–	102 (75)/2,500	–	–	–
System output	–	–	–	218 (160)	–	–	–
Torque ¹ Nm at rpm							
Combustion engine	200/1,460–4,000	250/1,620–4,000	350/1,800–4,000	250/1,620–4000	400/3,000–4,000	500/5,000–5,250	400/1,600–2,600
Electric motor	–	–	–	300/2,000	–	–	–
System output	–	–	–	450	–	–	–
Compression ratio	10.6:1	10.6:1	10.5:1	10.6:1	10.0:1	9.0:1	15.5:1
Equivalent All-Electric Range (EAER) ² km	–	–	–	68	–	–	–
Battery type (usable)kWh	–	–	–	Lithium-ion/10.6	–	–	–
Range power consumption, combined ^{2,3} kWh/100 km	–	–	–	15.2–14.7	–	–	–
AC charging time, 10–100% ⁴							
At a domestic socket ⁵	–	–	–	5 hrs 30 mins	–	–	–
At a wallbox	–	–	–	1 hr 45 mins/3 hrs 15 mins	–	–	–
Emissions standard	EURO 6D ISC-FCM	EURO 6D ISC-FCM	EURO 6D ISC-FCM	EURO 6D ISC-FCM	EURO 6D ISC-FCM	EURO 6D ISC-FCM	EURO 6D ISC-FCM
Transmission							
7G-DCT 7-speed automatic	●	●	●	–	●	–	–
8G-DCT 8-speed automatic	–	–	–	●	–	●	●

¹Figures according to Directive 80/1269/EEC in the currently applicable version. ²The indicated values were determined according to the prescribed measurement method – Worldwide Harmonised Light Vehicle Test Procedure (WLTP). Figures shown may include options which are not available in Ireland. For Plug-in Hybrid Electric Vehicle (PHEV) figures determined with the battery fully charged, using a combination of both battery power and fuel. These models require mains electricity for charging. ³The certified electrical consumption is generally determined at maximum AC charging capacity using a Mode 3 cable. It is therefore recommended that vehicles with a HV battery preferably be charged at a wallbox or an AC charging station with a Mode 3 cable in order to achieve shorter charging times and improved charging efficiency. ⁴Specified voltage and current values refer to network infrastructure and can be limited by the vehicle. Times are from 10–100% charge using a wallbox (three-phase) or standard socket (single-phase) ⁵If you are planning to charge your Mercedes-Benz plug-in electric vehicle using a 3-pin domestic plug socket you must get a qualified electrician to inspect and sign off the socket to confirm it is safe and suitable to charge your vehicle. Do not use an electric vehicle 3-pin charge cable with an extension cord

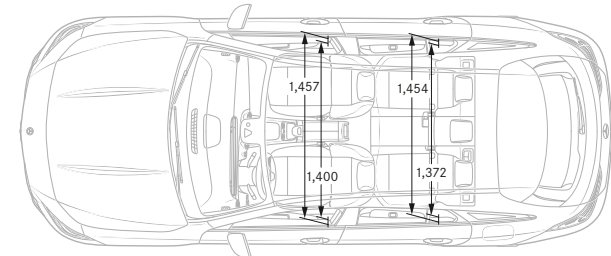
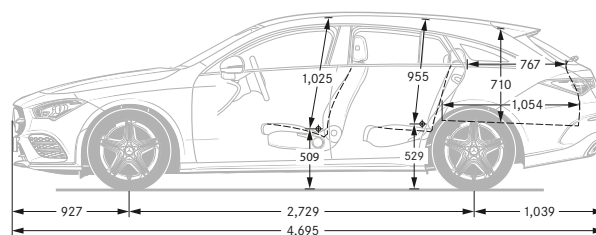
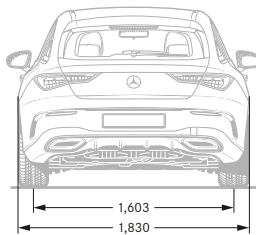
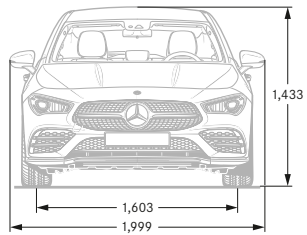
[Book a test drive](#)[Buy your CLA](#)[Find a Retailer](#)

Technical data Shooting Brake

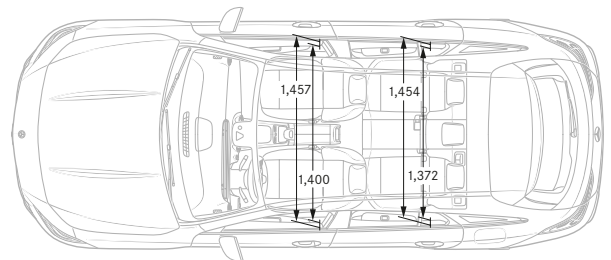
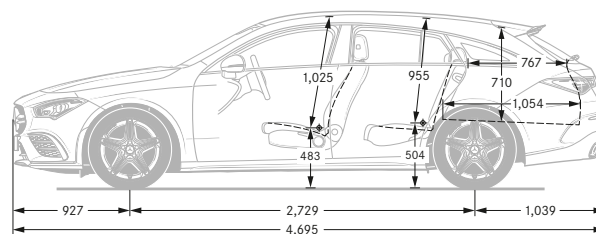
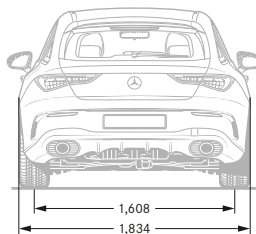
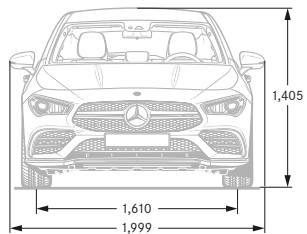
Model		CLA 180	CLA 200	CLA 250	CLA 250 e	Mercedes-AMG CLA 35 4MATIC	Mercedes-AMG CLA 45 S 4MATIC+	CLA 220 d
Performance								
Acceleration 0–100 kph	sec	9.2	8.4	6.4	6.9	4.9	4.0	7.2
Top speed (electric mode)	kph	215	226	250	235 (140)	250	270	221
Weights and capacities								
Kerb weight ⁶	kg	1,455	1,465	1,515	1,750	1,645	1,715	1,585
Perm. Gross Vehicle Weight	kg	2,015	2,025	2,095	2,270	2,155	2,205	2,140
Boot capacity – seats up/seats down	l	505/1,370	505/1,370	505/1,370	445/1,310	505/1,370	505/1,370	495/1,360
Towing capacity – unbraked/braked	kg	725/1,400	730/1,600	750/1,600	750/1,600	750/1,800	750/1,500	750/1,600
Fuel tank capacity/of which reserve	l	43/5	43/5	51/5	35/5	51/5	51/5	51/5
Turning circle	m	11.10	11.10	11.10	11.00	11.54	11.62	11.10
Fuel consumption ^{8,9,10}								
Combined (consumption dependent on chosen optional equipment)	l/100 km	6.2	6.3–6.2	7.0–6.9	6.6–6.5	8.7–8.3	9.0–8.9	5.3–5.1

6.Mass of the vehicle in running order with at least 90% full fuel tank, plus the mass of the driver (estimated by law at 75 kg), fuel and fluids, equipped with the standard equipment as specified by the manufacturer as well as, where applicable, the mass of the body, cab, trailer coupling and spare wheel(s) as well as tools. Optional extras, additional equipment and accessories can influence the weight, residual payload, rolling resistance, aerodynamics, etc., and therefore also affect the consumption/CO₂ values. 8. All figures are based on a standard specification with the smallest tyre size. 9.The choice of wheels and transmission may affect CO₂ emissions and corresponding VRT Rate.10. The indicated values were determined according to the prescribed measurement method – Worldwide Harmonised Light Vehicle Test Procedure (WLTP). Figures shown may include options which are not available in Ireland.

AMG Line model lines



Mercedes-AMG CLA 35 4MATIC model lines





Mercedes me

Welcome to your Mercedes-Benz world.

Imagine if ...you could connect with your Mercedes-Benz? With Mercedes me connect, you can! Mercedes me connect offers you new connectivity services that make driving more comfortable and incorporates your car into your personal lifestyle.

Standard Services

- Maintenance Management
- Telediagnosics
- Breakdown Management
- Accident Recovery
- Mercedes-Benz Emergency Call System

Remote Online Services¹

- Remote Retrieval of Vehicle Status (fuel level, tyre pressure etc.)
- Parked Vehicle Locator
- Vehicle Tracker
- Geofencing
- Door lock / unlock function

¹ Can be used with Remote Online special feature.




Getting connected is easy. Just set up your Mercedes me account and get in touch with your Mercedes-Benz dealer to connect your vehicle to your profile to access your Mercedes me connect services.


Contact your dealer to get connected, or go to www.mercedes.me for more details.


Follow us on the following social media channels:


 facebook.com/MercedesBenzIreland

 instagram.com/mercedesbenz_ireland

 [linkedin.com/company/motor distributors ltd](https://linkedin.com/company/motor-distributors-ltd)

 twitter.com/MB_Ireland

 youtube.com/mercedesbenzireland

 pinterest.com/mercedesbenzire

Motor Distributors Ltd.
Naas Road
Dublin 12
Ireland
www.mercedes-benz.ie

Information correct at time of going to print. Prices and specifications are subject to change without prior notice. Prices quoted do not include dealer and delivery related charges. Images are for illustrative purposes only, actual product may vary. For more specific information in relation to the range of models, features, optional extras, colours and services available please speak to your local authorised Mercedes-Benz dealer.