



# The E-Class

Saloon and Estate

Price List as of 01st July to 31st August 2022

Mercedes-Benz



# Welcome

At Mercedes-Benz we appreciate the importance of detail. Over the following pages you'll find model prices and a breakdown of standard and optional equipment, as well as details of the attractive finance offers and benefits that are available to every Mercedes-Benz driver.

We have highlighted some of the best styling features both inside and out, some of the new technology features and some body styling options which all combine to give you a unique driving experience. To experience a full listing of what is available; please speak directly to your local Mercedes-Benz Dealer.

Of course, some things have to be experienced to be truly appreciated, such as the qualities that set a Mercedes-Benz apart, which is why we'd like to invite you for a test drive at your local Mercedes-Benz Dealership. Discover the location and the contact details of your local Mercedes-Benz Dealership at **[www.mercedes-benz.ie](http://www.mercedes-benz.ie)**













Some of the model features, optional extras and colours shown may not be available, or may only be available in a different specification, or at a different price.









## Price List Saloon

### Petrol

Model Description	Wheel size	CO2	VRT Rate	Road Tax	CC	BHP	Price*
E 200 A/T Avantgarde	17"	156-170	30.00%	€420	1991	197	€67,540
E 200 A/T Exclusive	18"	156-170	30.00%	€420	1991	197	€71,396
E 200 A/T AMG Line Exterior	18"	156-170	30.00%	€420	1991	197	€71,466
E 200 A/T AMG Line	18"	156-170	30.00%	€420	1991	197	€72,818

### Petrol Plug-In Hybrid

Model Description	Wheel size	CO2	VRT Rate	Road Tax	CC	BHP	Price*
E 300 e Plug-In hybrid AMG Line Exterior	18"	0-50	7.00%	€140	1991	**	€68,780
E 300 e Plug-In hybrid AMG Line	18"	0-50	7.00%	€140	1991	**	€70,275
** 1,991cc, 4-cylinder, 211hp - Electric Motor 122hp. System Output 320hp.							

### Mercedes-AMG

Model Description	Wheel size	CO2	VRT Rate	Road Tax	CC	BHP	Price*
Mercedes-AMG E 53 4MATIC	19"	191 +	41.0%	€1,250	2999	435	€150,795
Mercedes-AMG E 63 S 4MATIC	20"	191 +	41.0%	€2,400	3982	612	€218,780

## Price List Saloon

## Diesel

Model Description	Wheel size	CO2	VRT Rate	Road Tax	CC	BHP	Price*
E 220 D A/T Avantgarde	17"	126-130	17.50%	€200	1950	194	€63,780
E 220 D A/T Exclusive	18"	126-130	17.50%	€200	1950	194	€67,108
E 220 D A/T AMG Line Exterior	18"	126-130	17.50%	€200	1950	194	€67,168
E 220 D A/T AMG Line	18"	126-130	17.50%	€200	1950	194	€68,335
E 300 D 4MATIC Avantgarde	17"	151-155	27.50%	€280	1992	265	€87,115
E 300 D 4MATIC Exclusive	18"	151-155	27.50%	€280	1992	265	€90,853
E 300 D 4MATIC AMG Line Exterior	18"	151-155	27.50%	€280	1992	265	€90,920
E 300 D 4MATIC AMG Line	18"	151-155	27.50%	€280	1992	265	€92,231
E 400 D 4MATIC Avantgarde	18"	171-190	35.00%	€600	2925	340	€108,675
E 400 D 4MATIC Exclusive	18"	171-190	35.00%	€600	2925	340	€111,155
E 400 D 4MATIC AMG Line Exterior	19"	171-190	35.00%	€600	2925	340	€113,018
E 400 D 4MATIC AMG Line	19"	171-190	35.00%	€600	2925	340	€115,204

## Diesel Plug-In Hybrid

Model Description	Wheel size	CO2	VRT Rate	Road Tax	CC	BHP	Price*
E 300 de Plug In Hybrid AMG Line Exterior	18"	0-50	7.00%	€140	1950	**	€70,885
E 300 de Plug In Hybrid AMG Line	18"	0-50	7.00%	€140	1950	**	€72,380
E 300 de 4MATIC Plug-In Hybrid AMG Line Exterior	18"	0-50	7.00%	€140	1950	**	€76,040
E 300 de 4MATIC Plug-In Hybrid AMG Line	18"	0-50	7.00%	€140	1950	**	€77,535

\*\* 1,950cc, 4-cylinder, 194hp - Electric Motor 122hp. System Output 306hp.



# Price List Estate

## Petrol

Model Description	Wheel size	CO2	VRT Rate	Road Tax	CC	BHP	Price*
E 200 Estate A/T Avantgarde	17"	156-170	30.00%	€420	1991	197	€70,320
E 200 Estate A/T Exclusive	18"	171-190	35.00%	€600	1991	197	€79,208
E 200 Estate A/T AMG Line Exterior	18"	156-170	30.00%	€420	1991	197	€74,246
E 200 Estate A/T AMG Line	18"	156-170	30.00%	€420	1991	197	€75,598
E 300 Estate A/T Avantgarde	17"	171-190	35.00%	€600	1991	258	€82,155
E 300 Estate A/T Exclusive	17"	171-190	35.00%	€600	1991	258	€86,273
E 300 Estate A/T AMG Line Exterior	18"	156-170	30.00%	€420	1991	258	€80,861
E 300 Estate A/T AMG Line	18"	171-190	35.00%	€600	1991	258	€90,125

## Petrol Plug-In Hybrid

<b>Model Description</b>	<b>Wheel size</b>	<b>CO2</b>	<b>VRT Rate</b>	<b>Road Tax</b>	<b>CC</b>	<b>BHP</b>	<b>Price*</b>
E 300 e Estate Plug-In Hybrid AMG Line Exterior	18"	1-50	7.00%	€140	1991	**	€75,395
E 300 e Estate Plug-In Hybrid AMG Line	18"	1-50	7.00%	€140	1991	**	€76,890

\*\* 1,991cc, 4-cylinder, 211hp - Electric Motor 122hp. System Output 320hp.

# Price List Estate

## Mercedes-AMG

Model Description	Wheel size	CO2	VRT Rate	Road Tax	CC	BHP	Price*
Mercedes-AMG E 53 Estate 4MATIC	19"	191+	41.00%	€1,250	2999	435	€153,000
Mercedes-AMG E 63 S Estate 4MATIC	20"	191+	41.00%	€2,400	3982	612	€216,780

## Diesel

Model Description	Wheel size	CO2	VRT Rate	Road Tax	CC	BHP	Price*
E 220 d Estate A/T Avantgarde	17"	131-135	19.25%	€210	1993	194	€66,325
E 220 d Estate A/T Exclusive	18"	131-135	19.25%	€210	1993	194	€69,718
E 220 d Estate A/T AMG Line Exterior	18"	131-135	19.25%	€210	1993	194	€69,779
E 220 d Estate A/T AMG Line	18"	131-135	19.25%	€210	1993	194	€70,969
E 300 d Estate 4MATIC Avantgarde	17"	156-170	30.00%	€280	1993	265	€90,545
E 300 d Estate 4MATIC Exclusive	18"	156-170	30.00%	€280	1993	265	€94,401
E 300 d Estate 4MATIC AMG Line Exterior	18"	156-170	30.00%	€280	1993	265	€94,471
E 300 d Estate 4MATIC AMG Line	18"	156-170	30.00%	€280	1993	265	€95,823
E 400 d Estate 4MATIC Avantgarde	18"	171-190	35.00%	€600	2925	340	€106,625
E 400 d Estate 4MATIC Exclusive	18"	171-190	35.00%	€600	2925	340	€109,105
E 400 d Estate 4MATIC AMG Line Exterior	19"	171-190	35.00%	€600	2925	340	€110,968
E 400 d Estate 4MATIC AMG Line	19"	171-190	35.00%	€600	2925	340	€113,154



# Price List Estate

## Diesel Plug-In Hybrid

<b>Model Description</b>	<b>Wheel size</b>	<b>CO2</b>	<b>VRT Rate</b>	<b>Road Tax</b>	<b>CC</b>	<b>BHP</b>	<b>Price*</b>
E 300 de Estate Plug-In Hybrid AMG Line Exterior	18"	1-50	7.00%	€140	1950	**	€73,250
E 300 de Estate Plug-In Hybrid AMG Line	18"	1-50	7.00%	€140	1950	**	€74,745

\*\* 1,950cc, 4-cylinder, 194hp - Electric Motor 122hp. System Output 306hp.

< >

A high-angle, close-up view of the front interior of a Mercedes-Benz E-Class. The image shows the steering wheel with the Mercedes-Benz logo, the instrument cluster, the central infotainment screen displaying 'Mercedes me & Apps', 'Comfort', and 'Media Bluetooth', and the center console with a touchpad and various controls. The interior features a combination of dark wood grain trim and light-colored leather upholstery. The view is partially framed by a light-colored object in the foreground, possibly a door or a piece of luggage.

E-Class

# Technology



# Mercedes-Benz User Experience (MBUX)

Transforming the in-car user experience, thanks to MBUX: Controlled via voice or touch input, the innovative infotainment system can over time even predict personal habits thanks to artificial intelligence.

Multi-gesture touchpad control



## Voice control

- Activated by the keywords “Hey Mercedes”, the new intelligent voice control LINGUATRONIC<sup>1</sup> lets you control many of the infotainment functions, including destination input, phone calls or music selection
- MBUX is able to understand different accents and will adjust to you over time
- MBUX even understands indirect commands. Feeling chilly? Just say “I feel cold” and MBUX will adjust the temperature for you

## Touch inputs

- Beside voice control you can operate MBUX via touchscreen, the touchpad on the centre console, as well as touch control buttons on the steering wheel
- The touchpad recognises your handwriting should you wish to enter addresses or phone numbers silently

## Personalisation

- Turn the new E-Class into your very own Mercedes-Benz by personalising driving modes, radio stations and much more
- Your personal settings can be saved in up to seven different profiles, making your driving experience the best one possible
- Thanks to artificial intelligence, MBUX is able to learn and adapt over time. It will be able to predict your personal habits, such as navigation for frequently-driven routes, or the radio station you like to listen to on your way home from work

## Maintenance and service

- Wondering when the next service is due? Or how much further you can drive until you need to stop at a petrol station? Just ask your MBUX – it will tell you the answer


<sup>1</sup>LINGUATRONIC off-board functions are currently only available for three years

# Mercedes me connect

Stay connected any time, anywhere.

Mercedes me is a range of innovative online services designed to enhance your Mercedes-Benz experience. Accessible via mobile, tablet or PC, Mercedes me lets you enjoy the highest standards of care and support, in a way that integrates seamlessly with your busy lifestyle.

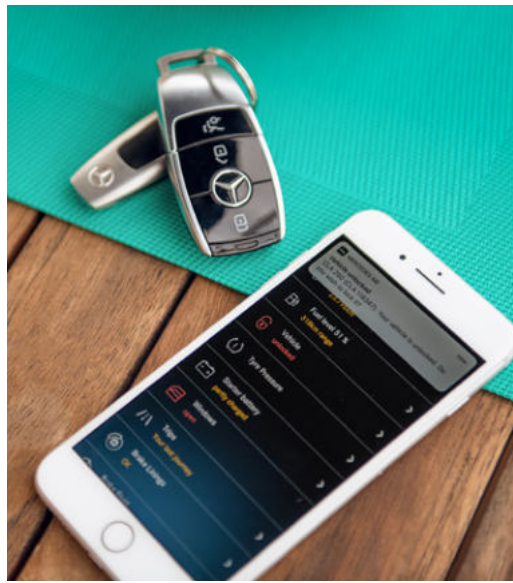
**Safety and Service – Mercedes me connect helps to keep you and your car safe**  
Check your car's oil level, tyre pressure and fuel from your phone so you'll be ready for every journey.



**Live Traffic Information, Parked Vehicle Locator and much more with Mercedes me connect**  
Forgot where you've parked? Parked Vehicle Locator<sup>1</sup> will show you exactly where your car is as long as you're in a 1.5 km radius of where you parked. Real-time traffic data and dynamic route with shorter journey times.

# Mercedes me

**Comfort – connect to your car anytime, anywhere**  
Forgot to lock your car? With Remote Car Lock<sup>2</sup> you will receive a notification on your smartphone to let you know. With one tap, you can lock and unlock your vehicle so you never have to worry.



<sup>1</sup>Available on all models with the Vehicle Monitoring package. This option may vary between standard and additional cost dependent on the model  
<sup>2</sup>Part of the Vehicle Status package. This option may vary between standard and additional cost dependent on the model  
Images shown are for illustration purposes only



E-Class

---

# Plug-in Hybrid






# Plug-in Hybrid Electric Vehicles (PHEVs) E 300 e and E 300 de.

Plug-in hybrid vehicles enjoy the same functionality of full Hybrid technology, with the added benefit that they can be charged from an external electricity source. With CO<sub>2</sub> emissions of 38 g/km or less, the E 300 e and E 300 de Plug-in Hybrid are an environmentally conscious choice of driving.

**E 300 e**  
1,991 cc, 4-cylinder, 211 hp/155 kW  
Electric motor – 122 hp/90 kW

**E 300 de**  
1,950 cc, 4-cylinder, 194 hp/143 kW  
Electric motor – 122 hp/90 kW

Standard equipment
Acoustic ambient protection – the tone pitch changes depending on the driving conditions. You can therefore also differentiate whether you are braking or accelerating. Above 30 km/h, the system is basically deactivated since wind and tyre noise tend to dominate at higher speeds
Charging cable – Mode 3 cable (4 metres, 16A) for wallbox and public charging stations at up to 7.4 kW
Charging socket
Charging system – AC charging system rated at 7.4 kW
Pre-entry climate control
Radar-based recuperation
Suspension – comfort suspension



Technical details	
Equivalent All-Electric Range (EAER) <sup>1</sup>	50 – 54 km
AC charging time, 10–100% <sup>2</sup>	5 hrs at a domestic socket <sup>4</sup> , 1 hr 30 mins at a wallbox
Range power consumption, combined <sup>1,4</sup>	15.5–16.7 kWh/ 100 km
Battery type (usable)	lithium-ion (13.5 kWh)
Capacity on-board charger	7.4 kW



<sup>1</sup>The indicated values were determined according to the prescribed measurement method – Worldwide Harmonised Light Vehicle Test Procedure (WLTP). Figures shown may include options which are not available in Ireland. For Plug-in Hybrid Electric Vehicle (PHEV) figures determined with the battery fully charged, using a combination of both battery power and fuel. These models require mains electricity for charging <sup>2</sup>Specified voltage and current values refer to network infrastructure and can be limited by the vehicle. Times are from 10–100% charge using a wallbox (three-phase) or standard socket (single-phase) <sup>3</sup>If you are planning to charge your Mercedes-Benz plug-in electric vehicle using a 3-pin domestic plug socket you must get a qualified electrician to inspect and sign off the socket to confirm it is safe and suitable to charge your vehicle. Do not use an electric vehicle 3-pin charge cable with an extension cord <sup>4</sup>The certified electrical consumption is generally determined at maximum AC charging capacity using a Mode 3 cable. It is therefore recommended that vehicles with a HV battery preferably be charged at a wallbox or an AC charging station with a Mode 3 cable in order to achieve shorter charging times and improved charging efficiency

# E-Class

Model lines overview

Avantgarde Line



Option shown: mojave silver metallic

AMG Line



Exclusive Line



Option shown: high-tech silver metallic

# E-Class Avantgarde

Standard exterior equipment highlights\*

Option shown: selenite grey metallic



**Engine, Transmission and Suspension**

- AGILITY CONTROL suspension
- DYNAMIC SELECT with a choice of driving modes: ECO, Comfort, Sport and Individual

**Exterior**

- 17" alloy wheels – 5-spoke design, painted black with a high-sheen finish (code R11)
- Electrically folding mirrors and dimming rear-view mirror
- Headlamps – LED High Performance headlamps including integral LED daytime running lamps and Adaptive Highbeam Assist
- Radiator grille with integral Mercedes star and two louvres in high-gloss black; chrome trim elements on the front bumper; trim elements on the rear bumper in high-gloss black
- Rain sensor with automatic headlight activation
- Roof rails – chrome (Estate only)



\* Not available for PHEV



# E-Class Avantgarde

## Standard interior equipment highlights



### Interior

Ambient lighting, staged – 64 colours

Heated front seats with partial electric adjustment and electro-pneumatic four-way lumbar support

KEYLESS-GO starting function

Mirror package – electrically-folding mirrors and automatically-dimming driver's side mirror and rear view mirror

Parking package – 180° reversing camera, Active Parking Assist with PARKTRONIC

Seats, rear – split folding 40:20:40

Steering wheel – 3-spoke multifunction steering wheel trimmed in nappa leather with touch-control buttons

Trip computer in multifunction display showing current fuelconsumption

### Communications, Safety and Assistance Systems

Active Brake Assist

Blind Spot Assist

Cruise control and variable speed limiter

Instrument cluster – 10.25-inch cockpit display – high resolution screen with choice of three display styles

MBUX multimedia system with DAB digital radio

MBUX voice control activated by keywords “Hey Mercedes”

Media display – high-resolution 12.3-inch multimedia colour display

Touchpad with controller

Wireless charging<sup>1</sup> – wireless charging surface integrated into quick stowage tray in front of centre console



<sup>1</sup>Compatible mobile phone required



### Trim and Upholstery

Light longitudinal-grain aluminium trim + black open-pore ash wood centre console

Leather – black



# E-Class AMG Line

Standard exterior equipment highlights



Option shown: obsidian black metallic (code 197)

In addition to/replacement of Avantgarde
18" AMG alloy wheels – 5-twin-spoke design, painted tantalite grey with a high-sheen finish (code RSN)
18" AMG alloy wheels – 5-twin-spoke design, painted tantalite grey with a high-sheen finish (hybrid models only) (code RSJ)
AMG bodystyling – diamond radiator grille with chrome pins, silver-painted louvre and insert in chrome, front and rear apron & side sills
Brake discs – perforated, with 'Mercedes-Benz' lettering on brake calipers
Heat-insulating dark-tinted glass





### Interior

Black roof lining

Dashboard and door beltlines in ARTICO leather


Floor mats with "AMG" lettering

Steering wheel - multifunction steering wheel trimmed in nappa leather with touch-control buttons and flattened bottom section




### Trim and Upholstery

Light longitudinal-grain aluminium trim + black open-pore ash wood centre console



Leather - black





# E-Class Exclusive Line

Standard exterior equipment highlights\*



Option shown: nautic blue metallic

## In addition to/replacement of Avantgarde

(18-inch) 5-twin-spoke light-alloy wheels Painted high-gloss black with high-shine finish
B-pillar trim and rib trim on the rear side windows in high-gloss black
Exhaust system with 2 tailpipe trim elements integrated into the bumper (non-functional)
Front bumper with A-wing in chrome, front splitter in chrome plus air intakes with diamond grille and flics in chrome
Mercedes star on bonnet
Radiator grille with chrome surround: front louvre bar with black insert and vertical bar in chrome, rear louvres in high-gloss black
Rear bumper with trim strip in chrome
Side skirts painted in the vehicle colour, with chrome inserts
Waistline trim strip and window weatherstrip in polished aluminium



\* Not available for PHEV



**Interior**


Nappa Leather Upholstery\*

Dashboard and door beltlines in ARTICO leather




**Trim and Upholstery**

Light longitudinal-grain aluminium trim + black open-pore ash wood centre console



Nappa Leather – black\*



\* Separate chargeable option

# Upholsteries

## Avantgarde Interior



Leather Black (201A)  
Standard



Leather Neva Grey / Magma Grey (208A)  
Optional



Leather Macchiato Beige / Black (215A)  
Optional



Leather Hazelnut Brown (214A)  
Optional

## AMG Line Interior



Leather Black (201A)  
Standard



Nappa Leather Black (811A)  
Optional



# Upholsteries

## Exclusive Line Interior



Nappa Leather Black (801A)  
Optional



Nappa Leather Hazelnut Brown (804A)  
Optional



Nappa Leather Macchiato Beige (805A)  
Optional

# Trim options



Light longitudinal-grain aluminium trim (H41) Standard



Open-pore black ash wood trim (736) Optional



Brown high-gloss ash wood trim (H06) Optional



Open-pore light brown ash wood trim (H09) Optional



MANUFAKTUR piano lacquer, black flowing lines (H16) Optional



High-gloss brown burr walnut wood trim (H29) Optional

Trims are only available in conjunction with certain centre consoles - for more information please use our online configurator or speak to your local Mercedes-Benz dealership

# Trim options



Grey open-pore ash wood trim  
(H32) Optional



AMG carbon-fibre trim  
(H73) Optional



Light carbon-grain aluminium trim  
(H78) Optional



# Centre Console options



Centre console in black open-pored ash wood (737) Standard



Centre console in high-gloss brown ash wood (656) Optional



Centre console in black piano-lacquer look (728) Optional



Open-pore light brown ash wood trim (H09) Optional



AMG carbon-fibre centre console (732) Optional



Centre console in grey open-pore ash wood (764) Optional



Centre console in high-gloss burr walnut wood (784) Optional

# < > Wheel options

## Avantgarde Wheels



(17-inch) 5-twin-spoke light-alloy  
wheels (R11) Standard



(17-inch) 5-twin-spoke light-alloy  
wheels (R48) Optional



(18-inch) 5-twin-spoke light-alloy  
wheels (01R) Optional



(18-inch) 5-twin-spoke light-alloy  
wheels (R10) Optional (Night  
Package Required)



(18-inch) 5-twin-spoke light-alloy  
wheels (R38) Optional



(18-inch) 5-twin-spoke light-alloy  
wheels (22R) Optional

## Exclusive Wheels



(18-inch) 5-twin-spoke light-alloy  
wheels (52R) Standard



(19") 10-spoke light-alloy wheels  
(R97) Optional

# < > Wheel options

## AMG Line Wheels



(18-inch) AMG 5-twin-spoke light-alloy wheels (RSN) Standard  
(Petrol & Diesel)



(18-inch) AMG 5-twin-spoke light-alloy wheels (RSJ) Standard  
(Hybrid)



(18-inch) AMG 5-twin-spoke light-alloy wheels (RSP) Optional  
Night Package Required



(19-inch) AMG 10-spoke light-alloy wheels (RRD) Optional



(19-inch) AMG light-alloy wheels (RSW) Optional Night Package  
Required



(19-inch) AMG 5-twin-spoke light-alloy wheels (RZI) Optional



(20-inch) AMG multi-spoke alloy wheels (RVQ) Optional



(20-inch) AMG multi-spoke alloy wheels (RVR) Optional



# Premium Package    From<sup>1</sup> €2,551

## KEYLESS-GO including boot lid convenience closing

KEYLESS-GO puts an end to irritating searches for the vehicle key. Because your key is recognised if you carry it in close proximity to the vehicle and in the vehicle interior, all the doors can then be unlocked and locked simply by touching the door handle.

## Parking Package with 360° Camera

Exclusive parking service with all-round view: the Parking Assist with PARKTRONIC and 360° camera detects free parking spaces and marked parking spaces as you drive past. After selecting a parking space you can park in it effortlessly thanks to dynamic visualisation and audible feedback.



<sup>1</sup>Price and availability subject to vehicle specification  
Owing to supply shortages, options for vehicles may be temporarily restricted, resulting in modified vehicle and/or package pricing . Regularly updated information on this issue is available from Mercedes-Benz dealers.

# Premium Plus Package From<sup>1</sup> €7,660

In addition to/replacement of Premium Package components

## Burmester® 3D Surround Sound

A phenomenal listening experience that can also be seen: with the high-quality design of the speakers and the characteristically designed covers in metal including Burmester® lettering, the vehicle takes on a particularly classy look and enables you to show that you are a music lover and aficionado.

- 13 high-performance speakers precisely tailored to the vehicle interior to ensure well-balanced and dynamic music reproduction
- 9-channel DSP amplifier with a total output power of 590 W (7 x 50 watts and 2 x 120 watts) for maximum sound quality with high volume reserves
- Front bass technology with bass speakers integrated into the bodyshell for vibrant bass reproduction
- Sound optimisation for the front and rear seats
- Vehicle noise compensation (VNC)
- Sound preset: surround function to generate virtual surround sound

## Panoramic Sliding Sunroof

Whether open or closed, with the panoramic sliding sunroof, you experience a wonderful feeling of freedom and enjoy a pleasantly bright ambience in the interior. When viewed from the outside, the large sliding sunroof likewise makes a unique visual impression, as it lends lightness and exclusivity to the exterior.

<sup>1</sup>Price and availability subject to vehicle specification  
Owing to supply shortages, options for vehicles may be temporarily restricted, resulting in modified vehicle and/or package pricing. Regularly updated information on this issue is available from Mercedes-Benz dealers.



# Night Package

From<sup>1</sup> €1,041

With the Night Package your sporty exterior looks even more expressive. Numerous elements are retained in black or high-gloss black. Depending on the paint finish, this creates contrasts or flowing transitions. Regardless of how, it's always a clear plus for your individuality.

## Design of the Night Package based on the AMG Line exterior:

- AMG front apron with front splitter in high-gloss black
- Petrol/diesel engines: (18-inch) AMG 5-twin-spoke light-alloy wheels, painted in high-gloss black with a high-sheen finish (RSP)
- Plug-in hybrids: (18-inch) AMG 5-twin-spoke light-alloy wheels, painted in high-gloss black with a high-sheen finish (RSK)

## Design of the Night Package based on the AVANTGARDE exterior:

- Front bumper with trim in high-gloss black
- Petrol/diesel engines: (18-inch) 5-twin-spoke light-alloy wheels, painted in black with a high-sheen finish (R10)
- All-Terrain: (18-inch) 5-twin-spoke light-alloy wheels, painted in black with a high-sheen finish (R38)

## Other package components – for both exterior variants:

- Waistline trim strip, window weatherstrip and trim strip in the rear bumper in high-gloss black
- Exterior mirror housings in high-gloss black, painted in the vehicle colour in conj. with paintwork in obsidian black metallic
- Roof rails in black (for Estate and All-Terrain only)
- Heat-insulating dark-tinted glass from the B-pillar (can be deselected)



Options: MANUFAKTUR hyacinth red metallic, 18-inch 5-twin-spoke light-alloy wheels (R10), Night package





# Colour options

- Standard
- Optional



197 black non-metallic

●



831 graphite grey metallic

○



992 selenite grey metallic

○



799 MANUFaktur diamond white metallic<sup>1</sup>

○



149 polar white non-metallic

○



859 mojave silver metallic

○



297 MANUFaktur selenite grey magno<sup>1,2</sup>

○



996 MANUFaktur hyacinth red metallic<sup>1</sup>

○



197 obsidian black metallic

○



922 high-tech silver metallic

○



595 nautic blue metallic

○

<sup>1</sup>Please check with your Retailer for availability

<sup>2</sup>designo magno matt paint finishes require extra care. Please refer to the Owner's Manual for instructions

Please note that, owing to limitations of on-screen representation, paint colours may differ from those shown

Metallic Paint is a no cost option on hybrid models excluding MANUFaktur paints.

# Trailer coupling with ESP® trailer stabilisation

**Trailer coupling with ESP® trailer stabilisation** (code 550) From\* €1,815

Expand your transport options: with this practical equipment you can hitch up both trailers or caravans and also mount cycle racks. The trailer coupling is ready for use in no time at all – and can be folded in again behind the rear bumper just as quickly when it is no longer needed.

Operating safety is the top priority: to fold out the trailer coupling, you must first unlock it via the control button in the boot. As soon as the button light goes out, the trailer coupling is correctly engaged and is therefore ready for use.

Even when driving you can benefit from a comprehensive safety concept: the ESP® trailer stabilisation is able to intervene automatically in critical situations when driving with a trailer. The associated sensor system detects the trailer independently as soon as the electric plug is connected to your vehicle.

The ESP® stabilisation functions are automatically active from a speed of 65 km/h. When undesired oscillating motions are detected, the Trailer Stability Assist actively dampens these with the aid of alternate brake actuation of each individual wheel. In most cases this is already sufficient to reduce dangerous oscillations. If necessary, the system additionally reduces the speed: for this, the engine torque is reduced and the vehicle is braked via all four wheels.

\*Price and availability subject to vehicle specification



# Technical data Saloon

● Standard    – Not available

Model	E 200	E 300 e	E 450 4MATIC	E 220 d	E 300 d 4MATIC	E 300 de	E 400 d 4MATIC
Engine							
Fuel delivery	Petrol	Petrol	Petrol	Diesel	Diesel	Diesel	Diesel
Total displacement	cc 1,991	1,991	2,999	1,993	1,951	1,950	2,925
Arrangement/cylinders/valves	in-line/4/16	in-line/4/16	in-line/6/24	in-line/4/16	in-line/4/16	in-line/4/16	in-line/6/24
Power <sup>1</sup>	hp (kW) at rpm						
Combustion engine	197 (145)/5,500–	211        (155)/5,500	367 (270)/5,500–6,100	197 (147)/3,800	265 (195)/4,200	194        (143)/3,800	330 (243)/3,600–4,200
Electric motor	6,100 14	122        (90)/2,000	22	–	–	122        (90)/2,000	–
System output	–	320 (235)/4,500–5,500	–	–	–	306 (225)/3,500–4,000	–
Torque <sup>1</sup>	Nm at rpm						
Combustion engine	320/1,650–4,000	350/1,600–4,000	500/1,600–4,500	400/1,600–2,800	550/1,800–2,200	400/1,600–2,800	700/1,200–3,200
Electric motor	–	440	–	–	–	440	–
System output	–	700	–	–	–	700	–
Compression ratio	10.5:1	10.5:1	10.5:1	15.5:1	15.5:1	15.5:1	15.5:1
Equivalent All-Electric Range (EAER) <sup>2</sup>	km –	56	–	–	–	53–55	–
Battery type (usable)	kWh –	Lithium-ion/13.50	–	–	–	Lithium-ion/13.50	–
Range power consumption, combined <sup>2,3</sup>	kWh/100 km –	19.9–19.7	–	–	–	20.6–20.4	–
AC charging time, 10–100% <sup>4</sup>							
At a domestic socket <sup>5</sup>	–	5 hrs	–	–	–	5 hrs	–
At a wallbox	–	1 hr 30 mins	–	–	–	1 hr 30 mins	–
Capacity on-board charger	kW –	7.4	–	–	–	7.4	–
Emissions standard	EURO 6D-ISC-FCM	EURO 6D-ISC-FCM	EURO 6D-ISC-FCM	EURO 6D-ISC-FCM	EURO 6D-ISC-FCM	EURO 6D-ISC-FCM	EURO 6D-ISC-FCM
Transmission							
9G-TRONIC PLUS 9-speed automatic	●	●	●	●	●	●	●

<sup>1</sup>Figures according to Directive 80/1269/EEC in the currently applicable version <sup>2</sup>The indicated values were determined according to the prescribed measurement method – Worldwide Harmonised Light Vehicle Test Procedure (WLTP). Figures shown may include options which are not available in Ireland. For Plug-in Hybrid Electric Vehicle (PHEV) figures determined with the battery fully charged, using a combination of both battery power and fuel. These models require mains electricity for charging <sup>3</sup>The certified electrical consumption is generally determined at maximum AC charging capacity using a Mode 3 cable. It is therefore recommended that vehicles with a HV battery preferably be charged at a wallbox or an AC charging station with a Mode 3 cable in order to achieve shorter charging times and improved charging efficiency <sup>4</sup>Specified voltage and current values refer to network infrastructure and can be limited by the vehicle. Times are from 10–100% charge using a wallbox (three-phase) or standard socket (single-phase) <sup>5</sup>If you are planning to charge your Mercedes-Benz plug-in electric vehicle using a 3-pin domestic plug socket you must get a qualified electrician to inspect and sign off the socket to confirm it is safe and suitable to charge your vehicle. **Do not use an electric vehicle 3-pin charge cable with an extension cord**



# Technical data

Saloon

Model		E 200	E 300 e	E 450 4MATIC	E 220 d	E 300 d 4MATIC	E 300 de	E 400 d 4MATIC
Performance								
Acceleration 0–100 km/h	sec	7.4	5.9	5.0	7.1	6.3	5.9	5.1
Top speed (electric mode)	km/h	232	250 <sup>6</sup> (130)	250 <sup>6</sup>	233	250 <sup>6</sup>	235 <sup>6</sup> (130)	250 <sup>6</sup>
Weights and capacities								
Kerb weight <sup>7</sup>	kg	1,700	2,065	1,940	1,750	1,925	2,060	1,845
Perm. Gross Vehicle Weight	kg	2,360	2,725	2,600	2,410	2,585	2,720	2,580
Boot capacity – seats up	l	540	370	540	540	540	370	540
Towing capacity – unbraked braked		750	750	750	750	750	750	750
	kg	1,900	2,100	2,100	2,100	2,100	2,100	2,100
Fuel tank capacity/of which reserve	l	66/7	50/7	80/10	66/7	66/7	66/7	66/7
Turning circle	m	11.6	11.9	11.9	11.6	11.9	11.6	11.9
Fuel consumption <sup>8,9,10</sup>								
Combined (consumption dependent on chosen optional equipment)	l/100 km	7.1	1.6–1.5	9.0	6.0–5.4	6.4–5.8	1.3	7.2–6.7

<sup>6</sup>Electronically limited <sup>7</sup>Mass of the vehicle in running order with at least 90% full fuel tank, plus the mass of the driver (estimated by law at 75 kg), fuel and fluids, equipped with the standard equipment as specified by the manufacturer as well as, where applicable, the mass of the body, cab, trailer coupling and spare wheel(s) as well as tools. Optional extras, additional equipment and accessories can influence the weight, residual payload, rolling resistance, aerodynamics, etc., and therefore also affect the consumption/CO<sub>2</sub> values <sup>8</sup>All figures are based on a standard specification with the smallest tyre size <sup>9</sup>The choice of wheels and transmission may affect CO<sub>2</sub> emissions and corresponding VRT rate <sup>10</sup>The indicated values were determined according to the prescribed measurement method – Worldwide Harmonised Light Vehicle Test Procedure (WLTP). Figures shown may include options which are not available in Ireland.

# Technical data Estate

● Standard    – Not available

Model	E 200	E 220 d	E 300 d 4MATIC	E 300 de	E 400 d 4MATIC
Engine					
Fuel delivery	Petrol	Diesel	Diesel	Diesel	Diesel
Total displacementcc	1,991	1,993	1,951	1,950	2,925
Arrangement/cylinders/valves	in-line/4/16	in-line/4/16	in-line/4/16	in-line/4/16	in-line/6/24
Power <sup>1</sup> hp (kW) at rpm					
Combustion engine	197	197 (147)/3,800	265 (195)/4,200	194 (143)/3,800	330 (243)/3,600–4,200
Electric motor	(145)/5,500–,6 100 –	–	–	122 (90)/2,000	–
System output	–	–	–	306 (225)/3,500–4,000	–
Torque <sup>1</sup> Nm at rpm					
Combustion engine	320/1,650–4,000	400/1,600–2,800	550/1,800–2,200	400/1,600–2,800	700/1,200–3,200
Electric motor	–	–	–	440	–
System output	–	–	–	700	–
Compression ratio	10.5:1	15.5:1	15.5:1	15.5:1	15.5:1
Equivalent All-Electric Range (EAER) <sup>2</sup> km	–	–	–	51	–
Battery type (usable)kWh	–	–	–	Lithium-ion/13.50	–
Range power consumption, combined <sup>2,3</sup> kWh/100 km	–	–	–	21.4–21.1	–
AC charging time, 10–100% <sup>4</sup>					
At a domestic socket <sup>5</sup>	–	–	–	5 hrs	–
At a wallbox	–	–	–	1 hr 30 mins	–
Capacity on-board chargerkW	–	–	–	7.4	–
Emissions standard	EURO 6D-ISC-FCM	EURO 6D-ISC-FCM	EURO 6D-ISC-FCM	EURO 6D-ISC-FCM	EURO 6D-ISC-FCM
Transmission					
9G-TRONIC PLUS 9-speed automatic	●	●	●	●	●

<sup>1</sup>Figures according to Directive 80/1269/EEC in the currently applicable version <sup>2</sup>The indicated values were determined according to the prescribed measurement method – Worldwide Harmonised Light Vehicle Test Procedure (WLTP). Figures shown may include options which are not available in Ireland. For Plug-in Hybrid Electric Vehicle (PHEV) figures determined with the battery fully charged, using a combination of both battery power and fuel. These models require mains electricity for charging <sup>3</sup>The certified electrical consumption is generally determined at maximum AC charging capacity using a Mode 3 cable. It is therefore recommended that vehicles with a HV battery preferably be charged at a wallbox or an AC charging station with a Mode 3 cable in order to achieve shorter charging times and improved charging efficiency <sup>4</sup>Specified voltage and current values refer to network infrastructure and can be limited by the vehicle. Times are from 10–100% charge using a wallbox (three-phase) or standard socket (single-phase) <sup>5</sup>If you are planning to charge your Mercedes-Benz plug-in electric vehicle using a 3-pin domestic plug socket you must get a qualified electrician to inspect and sign off the socket to confirm it is safe and suitable to charge your vehicle. **Do not use an electric vehicle 3-pin charge cable with an extension cord**

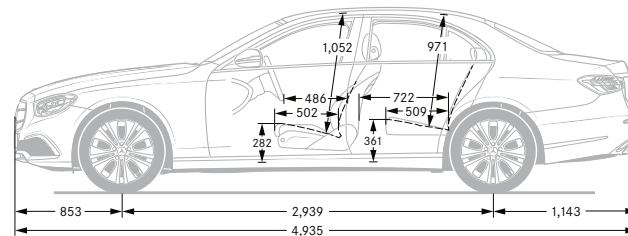
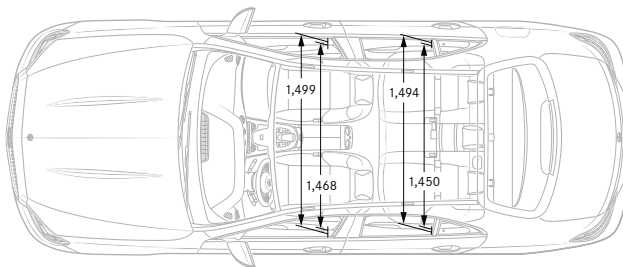
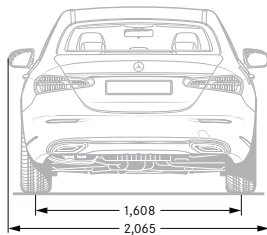
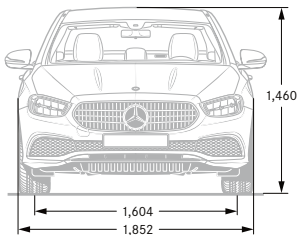
# Technical data Estate

Model		E 200	E 220 d	E 300 d 4MATIC	E 300 de	E 400 d 4MATIC
Performance						
Acceleration 0–62 mph	sec	7.7	7.1	6.6	6.0	5.3
Top speed (electric mode)	km/h	231	232	250 <sup>6</sup>	235	250 <sup>6</sup>
Weights and capacities						
Kerb weight <sup>6</sup>	kg	1,795	1,845	2,010	2,145	2,015
Perm. Gross Vehicle Weight	kg	2,475	2,525	2,690	2,820	2,695
Boot capacity – seats up seats down		640	640	640	480	640
	l	1,820	1,820	1,820	1,660	1,820
Towing capacity – unbraked braked		750	750	750	750	750
	kg	2,100	2,100	2,100	2,100	2,100
Fuel tank capacity/of which reserve	l	66/7	66/7	66/7	66/7	66/7
Turning circle	m	11.6	11.6	11.9	11.6	11.9
Fuel consumption <sup>7,8,9</sup>						
Combined (consumption dependent on chosen optional equipment)	l/100 km	7.5–7.4	6.2–5.6	6.5–6.0	1.4	7.4–6.9

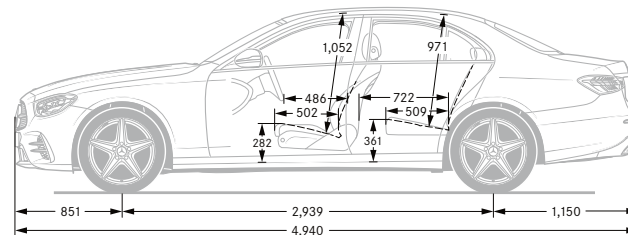
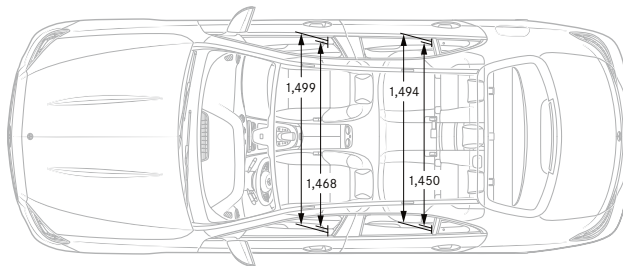
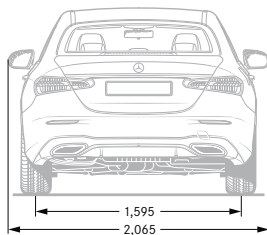
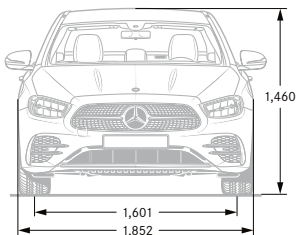
<sup>6</sup>Electronically limited <sup>7</sup>Mass of the vehicle in running order with at least 90% full fuel tank, plus the mass of the driver (estimated by law at 75 kg), fuel and fluids, equipped with the standard equipment as specified by the manufacturer as well as, where applicable, the mass of the body, cab, trailer coupling and spare wheel(s) as well as tools. Optional extras, additional equipment and accessories can influence the weight, residual payload, rolling resistance, aerodynamics, etc., and therefore also affect the consumption/CO<sub>2</sub> values <sup>8</sup>All figures are based on a standard specification with the smallest tyre size <sup>9</sup>The choice of wheels and transmission may affect CO<sub>2</sub> emissions and corresponding VRT rate <sup>10</sup>The indicated values were determined according to the prescribed measurement method – Worldwide Harmonised Light Vehicle Test Procedure (WLTP). Figures shown may include options which are not available in Ireland.



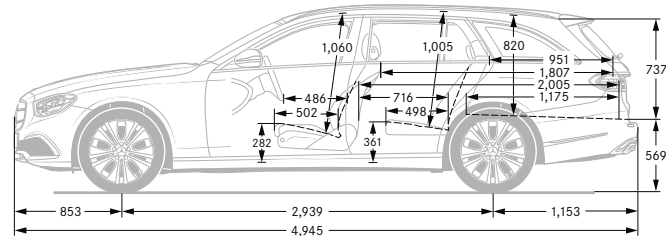
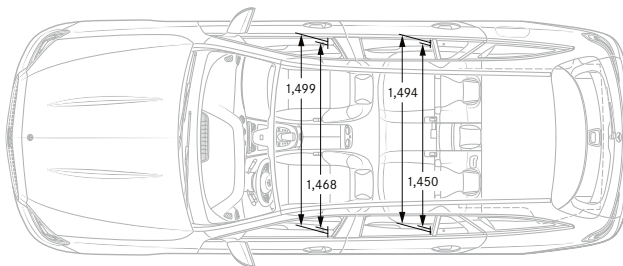
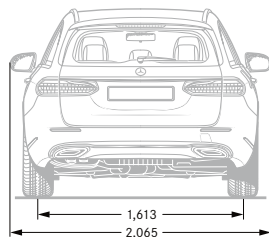
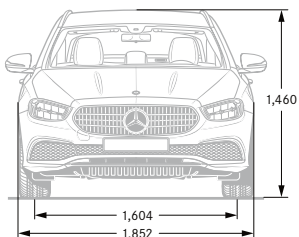
## Saloon – Avantgarde



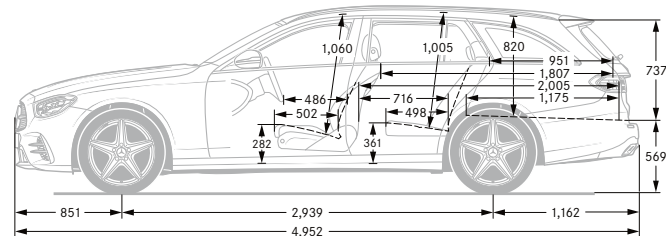
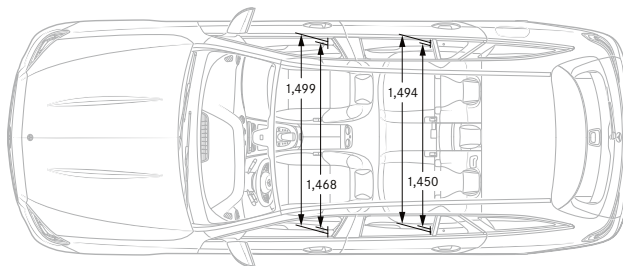
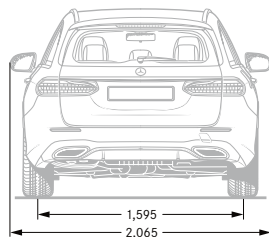
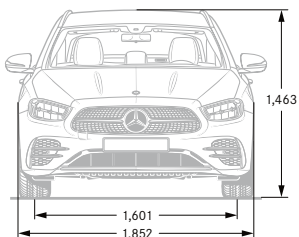
## Saloon – AMG Line



## Estate – Avantgarde



## Estate – AMG Line



# Technical data

## Mercedes-AMG – Saloon and Estate

● Standard    – Not available

Model		Saloon		Estate	
		Mercedes-AMG E 53 4MATIC+	Mercedes-AMG E 63 S 4MATIC+	Mercedes-AMG E 53 4MATIC+	Mercedes-AMG E 63 S 4MATIC+
Engine					
Fuel delivery		Petrol	Petrol	Petrol	Petrol
Total displacement		cc 2,999	3,982	2,999	3,982
Arrangement/cylinders/valves		in-line/6/24	V/8/32	in-line/6/24	V/8/32
Power <sup>1</sup>		hp (kW) at rpm 435 (320)/5,500–6,100	612 (450)/5,750–6,500	435 (320)/5,500–6,100	612 (450)/5,750–6,500
Torque <sup>1</sup>		Nm at rpm 520/1,800–5,800	850/2,500–4,500	520/1,800–5,800	850/2,500–4,500
Compression ratio		10.5:1	8.6:1	10.5:1	8.6:1
Emissions standard		EURO 6D-ISC-FCM	EURO 6D-ISC-FCM	EURO 6D-ISC-FCM	EURO 6D-ISC-FCM
Transmission					
AMG SPEEDSHIFT TCT 9G 9-speed automatic		●	–	●	–
AMG SPEEDSHIFT MCT 9G 9-speed automatic		–	●	–	●
Performance					
Acceleration 0–62 mph		sec 4.5	3.4	4.5	3.5
Top speed		km/h 250	300	250	290
Weights and capacities					
Kerb weight <sup>2</sup>		kg 1,950	2,010	2,025	2,075
Perm. Gross Vehicle Weight		kg 2,495	2,555	2,585	2,665
Boot capacity – seats up/seats down		l 540	540	640/1,820	640/1,820
Towing capacity – unbraked/braked		kg 750/1,900	750/1,900	750/1,900	750/1,900
Fuel tank capacity/of which reserve		l 80/10	80/10	80/10	80/10
Turning circle		m 12.50	12.50	12.50	12.50

<sup>1</sup>Figures according to Directive 80/1269/EEC in the currently applicable version <sup>2</sup>Mass of the vehicle in running order with at least 90% full fuel tank, plus the mass of the driver (estimated by law at 75 kg), fuel and fluids, equipped with the standard equipment as specified by the manufacturer as well as, where applicable, the mass of the body, cab, trailer coupling and spare wheel(s) as well as tools. Optional extras, additional equipment and accessories can influence the weight, residual payload, rolling resistance, aerodynamics, etc., and therefore also affect the consumption/CO<sub>2</sub> values



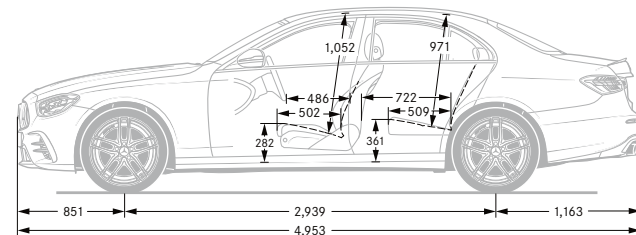
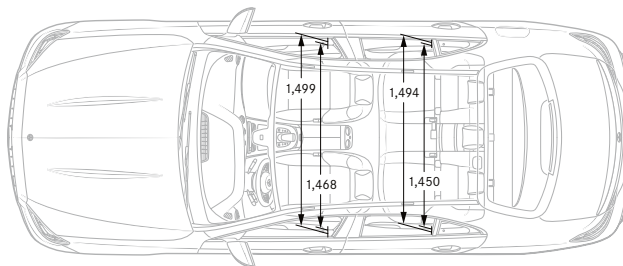
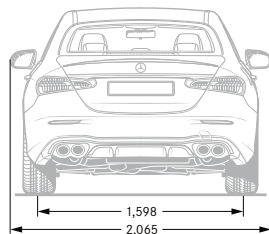
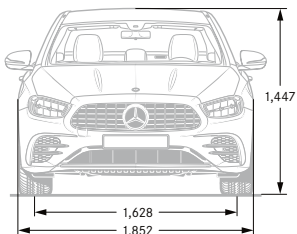
# Technical data

## Mercedes-AMG – Saloon and Estate

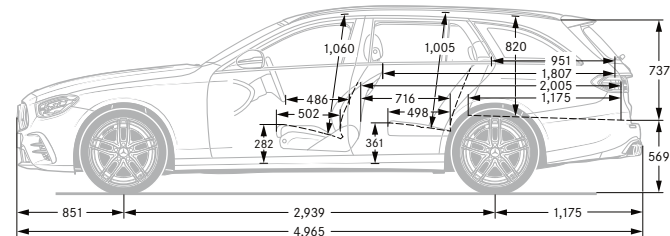
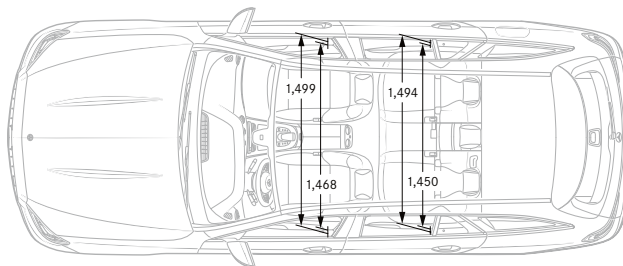
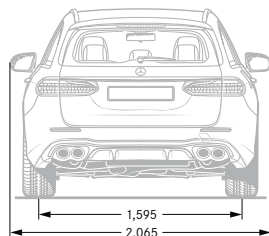
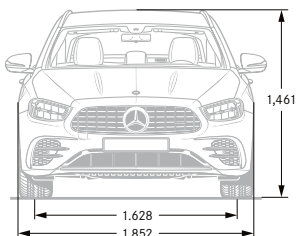
Model		Saloon		Estate	
		Mercedes-AMG E 53 4MATIC+	Mercedes-AMG E 63 S 4MATIC+	Mercedes-AMG E 53 4MATIC+	Mercedes-AMG E 63 S 4MATIC+
Fuel consumption <sup>3,4,5</sup>					
Combined (consumption dependent on chosen optional equipment)	l/100 km	9.5–9.3	12.2	9.6–9.5	12.4

<sup>3</sup>All figures are based on a standard specification with the smallest tyre size <sup>4</sup>The choice of wheels and transmission may affect CO<sub>2</sub> emissions and corresponding Road Fund Licence <sup>5</sup>The indicated values were determined according to the prescribed measurement method – Worldwide Harmonised Light Vehicle Test Procedure (WLTP). Figures shown may include options which are not available in Ireland

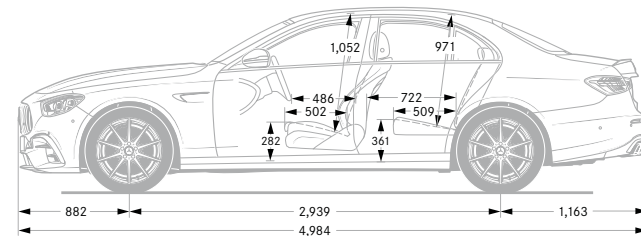
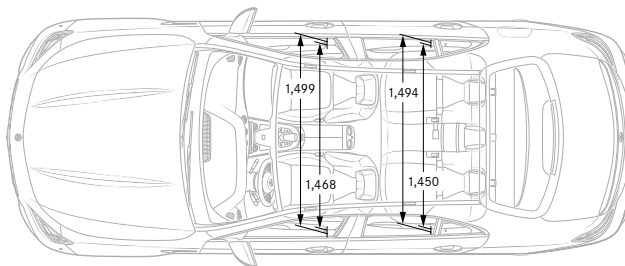
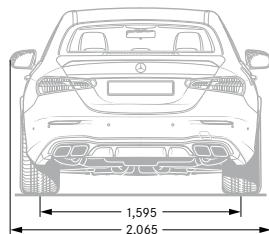
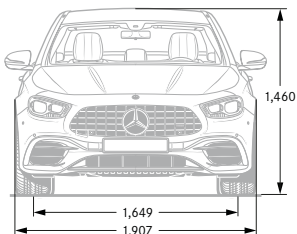
## Saloon – Mercedes-AMG E 53 4MATIC+



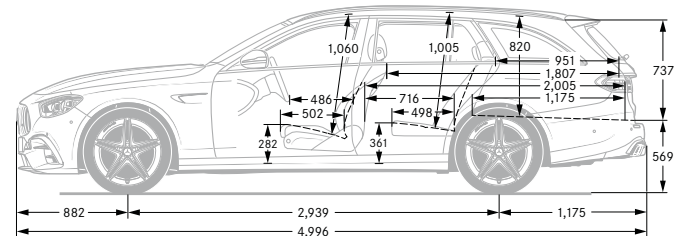
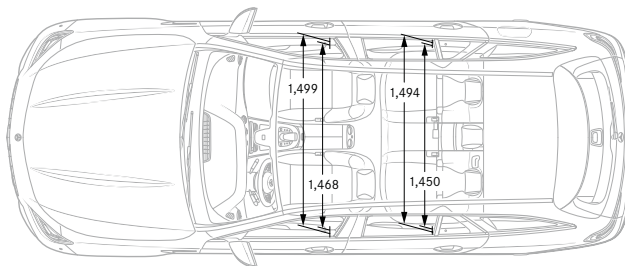
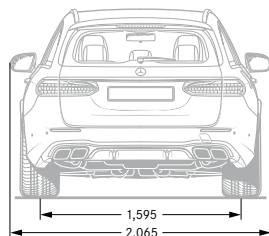
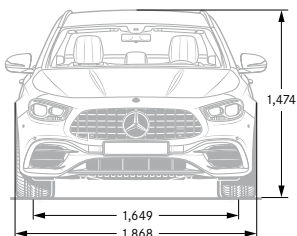
## Estate – Mercedes-AMG E 53 4MATIC+



## Saloon – Mercedes-AMG E 63 S 4MATIC+



## Estate – Mercedes-AMG E 63 S 4MATIC+







# Mercedes me

Welcome to your Mercedes-Benz world.

Imagine if ...you could connect with your Mercedes-Benz? With Mercedes me connect, you can! Mercedes me connect offers you new connectivity services that make driving more comfortable and incorporates your car into your personal lifestyle.

## Standard Services

- Maintenance Management
- Telediagnosics
- Breakdown Management
- Accident Recovery
- Mercedes-Benz Emergency Call System

## Remote Online Services<sup>1</sup>

- Remote Retrieval of Vehicle Status (fuel level, tyre pressure etc.)
- Parked Vehicle Locator
- Vehicle Tracker
- Geofencing
- Door lock / unlock function

<sup>1</sup> Can be used with Remote Online special feature.





Getting connected is easy. Just set up your Mercedes me account and get in touch with your Mercedes-Benz dealer to connect your vehicle to your profile to access your Mercedes me connect services.


Contact your dealer to get connected, or go to [www.mercedes.me](http://www.mercedes.me) for more details.


Follow us on the following social media channels:


 [facebook.com/MercedesBenzIreland](https://facebook.com/MercedesBenzIreland)

 [instagram.com/mercedesbenz\\_ireland](https://instagram.com/mercedesbenz_ireland)

 [linkedin.com/company/motor distributors ltd](https://linkedin.com/company/motor-distributors-ltd)

 [twitter.com/MB\\_Ireland](https://twitter.com/MB_Ireland)

 [youtube.com/mercedesbenzireland](https://youtube.com/mercedesbenzireland)

 [pinterest.com/mercedesbenzire](https://pinterest.com/mercedesbenzire)

Motor Distributors Ltd.  
Naas Road  
Dublin 12  
Ireland  
[www.mercedes-benz.ie](http://www.mercedes-benz.ie)

Information correct at time of going to print. Prices and specifications are subject to change without prior notice. Prices quoted do not include dealer and delivery related charges. Images are for illustrative purposes only, actual product may vary. For more specific information in relation to the range of models, features, optional extras, colours and services available please speak to your local authorised Mercedes-Benz dealer.